

Chandigarh's Fight Against COVID-19

CHDCOVID Mobile App

Know about
Quarantine cases sector wise, Hospitals,
Flu Clinics and quarantine centres in
Chandigarh on map

**Apply for COVID-19 movement pass for
emergency and essential services**

**Scan QR code
& download**



NEW [Information for Foreign Returnees](#)

NEW [List of Electricians / Plumbers / AC Mechanics for Providing Utility Services Across Various Zones in Chandigarh](#)

NEW [Distribution of 3 months of Food Grains to Poor Families](#)

NEW [Updated List of Chemist Shops for Home Delivery of Medicines](#)









NEW [Donate to COVID-19 Relief Fund of UT Chandigarh.](#)

NEW [Apply For Movement Pass](#)

NEW [Updated List of Retail Grocery Shops for Home Delivery in Chandigarh](#)

-  Government Medical College and Hospital (GMCH), Sector 32
-  Government Multi Speciality Hospital (GMSH), Sector 16
-  Post Graduate Institute of Medical Education & Research (PGIMER), Sector 12

OTHER DOCUMENTS

-  [List of Individuals Home Quarantined](#)
-  [Helpline Numbers of States & Union Territories for COVID-19](#)
-  [Advisory - Social Distancing](#)
-  [Advisory for Hospitals and Medical Institutions](#)
-  [Latest Testing Guidelines of Indian Council of Medical Research \(ICMR\)](#)
-  [Guidelines for notifying COVID-19 affected persons by Private Institutions](#)
-  [Letter from Secretary, Dept of Higher Education/School Education regarding Digital / e-Learning](#)
-  [Updated Guidelines on Clinical Management of COVID-19](#)



ABOUT COVID-19

Coronaviruses are a group of related viruses that cause diseases in mammals and birds. In humans, coronaviruses cause respiratory tract infections that can be mild, such as some cases of the common cold (among other possible causes, predominantly rhinoviruses), and others that can be lethal, such as SARS, MERS, and COVID-19. Symptoms in other species vary: in chickens, they cause an upper respiratory tract disease, while in cows and pigs they cause diarrhea. There are yet to be vaccines or antiviral drugs to prevent or treat human coronavirus infections.

Coronaviruses constitute the subfamily Orthocoronavirinae, in the family Coronaviridae, order Nidovirales, and realm Riboviria. They are enveloped viruses with a positive-sense single-stranded RNA genome and a nucleocapsid of helical symmetry. The genome size of coronaviruses ranges from approximately 27 to 34 kilobases, the largest among known RNA viruses. The name coronavirus is derived from the Latin corona, meaning & crown or & halo, which refers to the characteristic appearance reminiscent of a crown or a solar corona around the virions (virus particles) when viewed under two-dimensional transmission electron microscopy, due to the surface covering in club-shaped protein spikes.

[Read More](#) 

Confirmed
12445
Recovered
10598
Deaths
174
Total Sampled
81066
Positive Cases
12445
Negative Cases
68126
Rejected Samples
495
Result Awaited
142
* Statistics sourced from Department of Health, Chandigarh
Home Quarantined : 38705
* Statistics sourced from Municipal Corporation, Chandigarh

Corona Stats For India

Confirmed
6553027
Recovered
5509615
Deaths
101841

Total Volunteer/Organization Registered

Individual volunteer
226
Organization
30

COVID19 STATEWISE STATUS (*including foreign nationals, as on 2020-10-04 08:00:00)

* Statistics sourced from The Ministry of Health and Family Welfare :-

S.No.	Name of State / UT	Total Confirmed cases *	Cured/Discharged/Migrated	Death
1	Andaman and Nicobar Islands	3868	3642	53
2	Andhra Pradesh	713014	651791	5941
3	Arunachal Pradesh	10421	7388	18
4	Assam	185444	150776	735
5	Bihar	186441	173932	912
6	Chandigarh	12360	10396	172
7	Chhattisgarh	121400	91077	1031
8	Dadra and Nagar Haveli and Daman and Diu	3070	2967	2
9	Delhi	287930	257224	5472
10	Goa	34900	29527	450
11	Gujarat	141236	120987	3487
12	Haryana	132576	118258	1450
13	Himachal Pradesh	15695	12193	210
14	Jammu and Kashmir	78228	61351	1231
15	Jharkhand	86277	74604	734

S.No.	Name of State / UT	Total Confirmed cases *	Cured/Discharged/Migrated	Death
16	Karnataka	630516	508495	9219
17	Kerala	221333	139620	813
18	Ladakh	4477	3315	61
19	Lakshadweep	0	0	0
20	Madhya Pradesh	133918	111712	2399
21	Maharashtra	1430861	1134555	37758
22	Manipur	11649	9081	71
23	Meghalaya	6456	4319	54
24	Mizoram	2120	1772	0
25	Nagaland	6429	5257	17
26	Odisha	229387	198194	892
27	Puducherry	28752	23344	534
28	Punjab	117319	99468	3562
29	Rajasthan	141846	119241	1530
30	Sikkim	3131	2448	43
31	Tamil Nadu	614507	558534	9718
32	Telangana	199276	170212	1163
33	Tripura	26874	21410	293
35	Uttar Pradesh	410626	356826	5977
36	West Bengal	266974	234712	5132
Total number of confirmed cases in India		6553027	5509615	101841

