


Chandigarh's Fight Against COVID-19




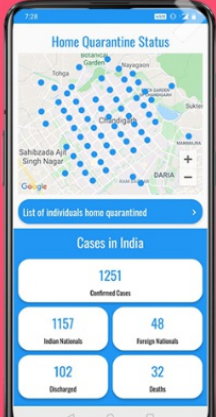

CHDCOVID Mobile App

Know about
Quarantine cases sector wise, Hospitals,
Flu Clinics and quarantine centres in
Chandigarh on map

Apply for **COVID-19** movement pass for
emergency and essential services

Scan QR code & download





Foreign Returnees

Plumbers / AC Mechanics for Providing Utility Services Across Various Zones in Chandigarh

Months of Food Grains to Poor Families

Medicine Shops for Home Delivery of Medicines

NEW

Donate to COVID-19 Relief Fund of UT Chandigarh.

Movement Pass

NEW

Updated List of Retail Grocery Shops for Home Delivery in Chandigarh

ISOLATION CENTERS SETUP

- » Government Medical College and Hospital (GMCH), Sector 32
- » Government Multi Speciality Hospital (GMSH), Sector 16
- » Post Graduate Institute of Medical Education & Research (PGIMER), Sector 12

OTHER DOCUMENTS

- » List of Individuals Home Quarantined
- » Helpline Numbers of States & Union Territories for COVID-19
- » Advisory - Social Distancing
- » Advisory for Hospitals and Medical Institutions
- » Latest Testing Guidelines of Indian Council of Medical Research (ICMR)
- » Guidelines for notifying COVID-19 affected persons by Private Institutions
- » Letter from Secretary, Dept of Higher Education/School Education regarding Digital / e-Learning
- » Updated Guidelines on Clinical Management of COVID-19



ABOUT COVID-19

Coronaviruses are a group of related viruses that cause diseases in mammals and birds. In humans, coronaviruses cause respiratory tract infections that can be mild, such as some cases of the common cold (among other possible causes, predominantly rhinoviruses), and others that can be lethal, such as SARS, MERS, and COVID-19. Symptoms in other species vary: in chickens, they cause an upper respiratory tract disease, while in cows and pigs they cause diarrhea. There are yet to be vaccines or antiviral drugs to prevent or treat human coronavirus infections.

Coronaviruses constitute the subfamily Orthocoronavirinae, in the family Coronaviridae, order Nidovirales, and realm Riboviria. They are enveloped viruses with a positive-sense single-stranded RNA genome and a nucleocapsid of helical symmetry. The genome size of coronaviruses ranges from approximately 27 to 34 kilobases, the largest among known RNA viruses. The name coronavirus is derived from the Latin corona, meaning & crown or & halo, which refers to the characteristic appearance reminiscent of a crown or a solar corona around the virions (virus particles) when viewed under two-dimensional transmission electron microscopy, due to the surface covering in club-shaped protein spikes. [Read More →](#)

Corona Stats For Chandigarh

Confirmed

12578

Recovered

10797
Deaths
177
Total Sampled
81671
Positive Cases
12578
Negative Cases
68591
Rejected Samples
502
Result Awaited
129

* Statistics sourced from Department of Health, Chandigarh

Home Quarantined : 39020

* Statistics sourced from Municipal Corporation, Chandigarh

Corona Stats For India

Confirmed
6644087
Recovered
5611050
Deaths
102969

Total Volunteer/Organization Registered

Individual volunteer
226
Organization
30

COVID19 STATEWISE STATUS (*including foreign nationals, as on 2020-10-05 08:00:00)

* Statistics sourced from The Ministry of Health and Family Welfare :-

S.No.	Name of State / UT	Total Confirmed cases *	Cured/Discharged/Migrated	Death
1	Andaman and Nicobar Islands	3884	3649	53
2	Andhra Pradesh	719256	658875	5981
3	Arunachal Pradesh	10548	7577	18
4	Assam	186200	152127	749
5	Bihar	188168	175458	915
6	Chandigarh	12445	10598	174
7	Chhattisgarh	123324	93731	1045
8	Dadra and Nagar Haveli and Daman and Diu	3087	2980	2
9	Delhi	290613	260350	5510
10	Goa	35328	30033	456
11	Gujarat	142538	122233	3496
12	Haryana	133878	120341	1470
13	Himachal Pradesh	15851	12361	217
14	Jammu and Kashmir	79106	62404	1242
15	Jharkhand	87210	75531	743
16	Karnataka	640661	515782	9286
17	Kerala	229886	144471	836
18	Ladakh	4521	3354	61
19	Lakshadweep	0	0	0
20	Madhya Pradesh	135638	113832	2434
21	Maharashtra	1443409	1149603	38084
22	Manipur	11855	9205	74
23	Meghalaya	6656	4393	54
24	Mizoram	2120	1807	0
25	Nagaland	6552	5309	17
26	Odisha	232713	202302	907
27	Puducherry	29089	23763	539
28	Punjab	118157	100977	3603

S.No.	Name of State / UT	Total Confirmed cases *	Cured/Discharged/Migrated	Death
29	Rajasthan	144030	121331	1545
30	Sikkim	3174	2480	45
31	Tamil Nadu	619996	564092	9784
32	Telengana	200611	172388	1171
33	Tripura	27033	21876	299
35	Uttar Pradesh	414466	362052	6029
36	West Bengal	270331	237698	5194
Total number of confirmed cases in India		6644087	5611050	102969

Designed & Developed by **SPICINDIA**