


Chandigarh's Fight Against COVID-19




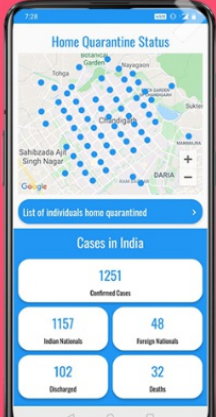

CHDCOVID Mobile App

Know about
Quarantine cases sector wise, Hospitals,
Flu Clinics and quarantine centres in
Chandigarh on map

Apply for **COVID-19** movement pass for
emergency and essential services

Scan QR code & download





Utility Services Across Various Zones in Chandigarh

es  Donate to COVID-19 Relief Fund of UT Chandigarh.

ocery Shops for Home Delivery in Chandigarh

ISOLATION CENTERS SETUP

- » Government Medical College and Hospital (GMCH), Sector 32
- » Government Multi Speciality Hospital (GMSH), Sector 16
- » Post Graduate Institute of Medical Education & Research (PGIMER), Sector 12

OTHER DOCUMENTS

- » List of Individuals Home Quarantined
- » Helpline Numbers of States & Union Territories for COVID-19
- » Advisory - Social Distancing
- » Advisory for Hospitals and Medical Institutions
- » Latest Testing Guidelines of Indian Council of Medical Research (ICMR)
- » Guidelines for notifying COVID-19 affected persons by Private Institutions
- » Letter from Secretary, Dept of Higher Education/School Education regarding Digital / e-Learning
- » Updated Guidelines on Clinical Management of COVID-19



ABOUT COVID-19

Coronaviruses are a group of related viruses that cause diseases in mammals and birds. In humans, coronaviruses cause respiratory tract infections that can be mild, such as some cases of the common cold (among other possible causes, predominantly rhinoviruses), and others that can be lethal, such as SARS, MERS, and COVID-19. Symptoms in other species vary: in chickens, they cause an upper respiratory tract disease, while in cows and pigs they cause diarrhea. There are yet to be vaccines or antiviral drugs to prevent or treat human coronavirus infections.

Coronaviruses constitute the subfamily Orthocoronavirinae, in the family Coronaviridae, order Nidovirales, and realm Riboviria. They are enveloped viruses with a positive-sense single-stranded RNA genome and a nucleocapsid of helical symmetry. The genome size of coronaviruses ranges from approximately 27 to 34 kilobases, the largest among known RNA viruses. The name coronavirus is derived from the Latin corona, meaning & crown or & halo, which refers to the characteristic appearance reminiscent of a crown or a solar corona around the virions (virus particles) when viewed under two-dimensional transmission electron microscopy, due to the surface covering in club-shaped protein spikes. [Read More →](#)

Corona Stats For Chandigarh

Confirmed

12820

Recovered

11190
Deaths
182
Total Sampled
83413
Positive Cases
12820
Negative Cases
70078
Rejected Samples
515
Result Awaited
123

* Statistics sourced from Department of Health, Chandigarh

Home Quarantined : 39449

* Statistics sourced from Municipal Corporation, Chandigarh

Corona Stats For India

Confirmed
6764710
Recovered
5750403
Deaths
104651

Total Volunteer/Organization Registered

Individual volunteer
226
Organization
30

COVID19 STATEWISE STATUS (*including foreign nationals, as on 2020-10-07 08:00:00)

* Statistics sourced from The Ministry of Health and Family Welfare :-

S.No.	Name of State / UT	Total Confirmed cases *	Cured/Discharged/Migrated	Death
1	Andaman and Nicobar Islands	3912	3678	54
2	Andhra Pradesh	729307	672479	6052
3	Arunachal Pradesh	11007	7965	20
4	Assam	188902	155077	778
5	Bihar	190740	178395	925
6	Chandigarh	12707	11035	180
7	Chhattisgarh	128893	100551	1104
8	Dadra and Nagar Haveli and Daman and Diu	3103	3000	2
9	Delhi	295236	266935	5581
10	Goa	36238	31050	468
11	Gujarat	145200	125111	3519
12	Haryana	136115	123286	1509
13	Himachal Pradesh	16283	12918	229
14	Jammu and Kashmir	80476	65496	1268
15	Jharkhand	88873	78089	757
16	Karnataka	657705	533074	9461
17	Kerala	242799	154092	884
18	Ladakh	4720	3464	61
19	Lakshadweep	0	0	0
20	Madhya Pradesh	138668	118039	2488
21	Maharashtra	1465911	1179726	38717
22	Manipur	12240	9482	78
23	Meghalaya	7037	4606	60
24	Mizoram	2148	1887	0
25	Nagaland	6662	5460	17
26	Odisha	238003	210217	940
27	Puducherry	29682	24614	546
28	Punjab	120016	104355	3679

29 S.No.	Rajasthan Name of State / UT	Total Confirmed cases *	125448 Cured/Discharged/Migrated	1574 Death
30	Sikkim	3216	2587	49
31	Tamil Nadu	630408	575212	9917
32	Telengana	204748	177008	1189
33	Tripura	27545	22623	301
35	Uttar Pradesh	420937	370753	6153
36	West Bengal	277049	243743	5318
Total number of confirmed cases in India		6764710	5750403	104651

Designed & Developed by **SPICINDIA**