

# Chandigarh's Fight Against COVID-19

## CHDCOVID Mobile App

**Know about**  
Quarantine cases sector wise, Hospitals,  
Flu Clinics and quarantine centres in  
Chandigarh on map

**Apply for COVID-19 movement pass for  
emergency and essential services**

**Scan QR code  
& download**



**NEW** [Information for Foreign Returnees](#)

**NEW** [List of Electricians / Plumbers / AC Mechanics for Providing Utility Services Across Various Zones in Chandigarh](#)




**NEW** [Distribution of 3 months of Food Grains to Poor Families](#)

**NEW** [Updated List of Chemist Shops for Home Delivery of Medicines](#)








**NEW** [Donate to COVID-19 Relief Fund of UT Chandigarh.](#)

**NEW** [Apply For Movement Pass](#)

**NEW** [Updated List of Retail Grocery Shops for Home Delivery in Chandigarh](#)

-  Government Medical College and Hospital (GMCH), Sector 32
-  Government Multi Speciality Hospital (GMSH), Sector 16
-  Post Graduate Institute of Medical Education & Research (PGIMER), Sector 12

## OTHER DOCUMENTS

-  [List of Individuals Home Quarantined](#)
-  [Helpline Numbers of States & Union Territories for COVID-19](#)
-  [Advisory - Social Distancing](#)
-  [Advisory for Hospitals and Medical Institutions](#)
-  [Latest Testing Guidelines of Indian Council of Medical Research \(ICMR\)](#)
-  [Guidelines for notifying COVID-19 affected persons by Private Institutions](#)
-  [Letter from Secretary, Dept of Higher Education/School Education regarding Digital / e-Learning](#)
-  [Updated Guidelines on Clinical Management of COVID-19](#)




---

## ABOUT COVID-19

---

Coronaviruses are a group of related viruses that cause diseases in mammals and birds. In humans, coronaviruses cause respiratory tract infections that can be mild, such as some cases of the common cold (among other possible causes, predominantly rhinoviruses), and others that can be lethal, such as SARS, MERS, and COVID-19. Symptoms in other species vary: in chickens, they cause an upper respiratory tract disease, while in cows and pigs they cause diarrhea. There are yet to be vaccines or antiviral drugs to prevent or treat human coronavirus infections.

Coronaviruses constitute the subfamily Orthocoronavirinae, in the family Coronaviridae, order Nidovirales, and realm Riboviria. They are enveloped viruses with a positive-sense single-stranded RNA genome and a nucleocapsid of helical symmetry. The genome size of coronaviruses ranges from approximately 27 to 34 kilobases, the largest among known RNA viruses. The name coronavirus is derived from the Latin corona, meaning & crown or & halo, which refers to the characteristic appearance reminiscent of a crown or a solar corona around the virions (virus particles) when viewed under two-dimensional transmission electron microscopy, due to the surface covering in club-shaped protein spikes.

[Read More](#) 

---

Confirmed
12922
Recovered
11344
Deaths
186
Total Sampled
84167
Positive Cases
12922
Negative Cases
70726
Rejected Samples
519
Result Awaited
119
* Statistics sourced from Department of Health, Chandigarh
Home Quarantined : 39724
* Statistics sourced from Municipal Corporation, Chandigarh

# Corona Stats For India

Confirmed
6835100
Recovered
5826942
Deaths
105569

## Total Volunteer/Organization Registered

Individual volunteer
226
Organization
30

### COVID19 STATEWISE STATUS (\*including foreign nationals, as on 2020-10-08 08:00:00)

\* Statistics sourced from The Ministry of Health and Family Welfare :-

S.No.	Name of State / UT	Total Confirmed cases *	Cured/Discharged/Migrated	Death
1	Andaman and Nicobar Islands	3935	3696	54
2	Andhra Pradesh	734427	678828	6086
3	Arunachal Pradesh	11267	8396	21
4	Assam	190209	157638	785
5	Bihar	191985	179732	927
6	Chandigarh	12820	11190	182
7	Chhattisgarh	131739	103828	1134
8	Dadra and Nagar Haveli and Daman and Diu	3120	3010	2
9	Delhi	298107	270305	5616
10	Goa	36670	31444	477
11	Gujarat	146673	126657	3531
12	Haryana	137398	124841	1528
13	Himachal Pradesh	16565	13338	231
14	Jammu and Kashmir	81097	67684	1282
15	Jharkhand	89702	79176	767

S.No.	Name of State / UT	Total Confirmed cases *	Cured/Discharged/Migrated	Death
16	Karnataka	668652	542906	9574
17	Kerala	253405	160253	906
18	Ladakh	4802	3511	63
19	Lakshadweep	0	0	0
20	Madhya Pradesh	140307	120267	2518
21	Maharashtra	1480489	1196441	39072
22	Manipur	12489	9604	80
23	Meghalaya	7165	4694	60
24	Mizoram	2150	1919	0
25	Nagaland	6715	5498	17
26	Odisha	240998	213672	958
27	Puducherry	30161	24930	551
28	Punjab	120860	105585	3712
29	Rajasthan	150467	127526	1590
30	Sikkim	3234	2615	49
31	Tamil Nadu	635855	580736	9984
32	Telengana	206644	179075	1201
33	Tripura	27759	23066	304
35	Uttar Pradesh	424326	374972	6200
36	West Bengal	280504	246767	5376
Total number of confirmed cases in India		6835100	5826942	105569

