

# Chandigarh's Fight Against COVID-19

## CHDCOVID Mobile App

**Know about**  
Quarantine cases sector wise, Hospitals,  
Flu Clinics and quarantine centres in  
Chandigarh on map

**Apply for COVID-19 movement pass for  
emergency and essential services**

**Scan QR code  
& download**



**NEW** [Information for Foreign Returnees](#)

**NEW** [List of Electricians / Plumbers / AC Mechanics for Providing Utility Services Across Various Zones in Chandigarh](#)

**NEW** [Distribution of 3 months of Food Grains to Poor Families](#)

**NEW** [Updated List of Chemist Shops for Home Delivery of Medicines](#)









**NEW** [Donate to COVID-19 Relief Fund of UT Chandigarh.](#)

**NEW** [Apply For Movement Pass](#)

**NEW** [Updated List of Retail Grocery Shops for Home Delivery in Chandigarh](#)

-  Government Medical College and Hospital (GMCH), Sector 32
-  Government Multi Speciality Hospital (GMSH), Sector 16
-  Post Graduate Institute of Medical Education & Research (PGIMER), Sector 12

## OTHER DOCUMENTS

-  [List of Individuals Home Quarantined](#)
-  [Helpline Numbers of States & Union Territories for COVID-19](#)
-  [Advisory - Social Distancing](#)
-  [Advisory for Hospitals and Medical Institutions](#)
-  [Latest Testing Guidelines of Indian Council of Medical Research \(ICMR\)](#)
-  [Guidelines for notifying COVID-19 affected persons by Private Institutions](#)
-  [Letter from Secretary, Dept of Higher Education/School Education regarding Digital / e-Learning](#)
-  [Updated Guidelines on Clinical Management of COVID-19](#)



## ABOUT COVID-19

Coronaviruses are a group of related viruses that cause diseases in mammals and birds. In humans, coronaviruses cause respiratory tract infections that can be mild, such as some cases of the common cold (among other possible causes, predominantly rhinoviruses), and others that can be lethal, such as SARS, MERS, and COVID-19. Symptoms in other species vary: in chickens, they cause an upper respiratory tract disease, while in cows and pigs they cause diarrhea. There are yet to be vaccines or antiviral drugs to prevent or treat human coronavirus infections.

Coronaviruses constitute the subfamily Orthocoronavirinae, in the family Coronaviridae, order Nidovirales, and realm Riboviria. They are enveloped viruses with a positive-sense single-stranded RNA genome and a nucleocapsid of helical symmetry. The genome size of coronaviruses ranges from approximately 27 to 34 kilobases, the largest among known RNA viruses. The name coronavirus is derived from the Latin corona, meaning & crown or & halo, which refers to the characteristic appearance reminiscent of a crown or a solar corona around the virions (virus particles) when viewed under two-dimensional transmission electron microscopy, due to the surface covering in club-shaped protein spikes.

[Read More](#) 

Confirmed
12985
Recovered
11505
Deaths
188
Total Sampled
85187
Positive Cases
12985
Negative Cases
71678
Rejected Samples
524
Result Awaited
102
* Statistics sourced from Department of Health, Chandigarh
Home Quarantined : 39860
* Statistics sourced from Municipal Corporation, Chandigarh

# Corona Stats For India

Confirmed
6903785
Recovered
5903207
Deaths
106521

## Total Volunteer/Organization Registered

Individual volunteer
226
Organization
30

### COVID19 STATEWISE STATUS (\*including foreign nationals, as on 2020-10-09 08:00:00)

\* Statistics sourced from The Ministry of Health and Family Welfare :-

S.No.	Name of State / UT	Total Confirmed cases *	Cured/Discharged/ Migrated	Death
1	Andaman and Nicobar Islands	3952	3707	55
2	Andhra Pradesh	739719	684930	6128
3	Arunachal Pradesh	11479	8679	22
4	Assam	191397	159836	794
5	Bihar	193072	180696	929
6	Chandigarh	12922	11344	186
7	Chhattisgarh	134612	106027	1158
8	Dadra and Nagar Haveli and Daman and Diu	3132	3025	2
9	Delhi	300833	272948	5653
10	Goa	37102	31902	484
11	Gujarat	147789	127786	3538
12	Haryana	138682	126267	1548
13	Himachal Pradesh	16778	13597	238
14	Jammu and Kashmir	81793	69020	1291
15	Jharkhand	90486	80439	775

S.No.	Name of State / UT	Total Confirmed cases *	Cured/Discharged/Migrated	Death
16	Karnataka	679356	552519	9675
17	Kerala	258850	167256	930
18	Ladakh	4902	3540	63
19	Lakshadweep	0	0	0
20	Madhya Pradesh	142022	122687	2547
21	Maharashtra	1493884	1212016	39430
22	Manipur	12679	9719	83
23	Meghalaya	7261	4832	60
24	Mizoram	2157	1937	0
25	Nagaland	6736	5564	17
26	Odisha	244142	216984	974
27	Puducherry	30539	25256	556
28	Punjab	121716	107200	3741
29	Rajasthan	152605	129618	1605
30	Sikkim	3246	2650	51
31	Tamil Nadu	640943	586454	10052
32	Telengana	208535	180953	1208
33	Tripura	27982	23474	311
35	Uttar Pradesh	427459	378662	6245
36	West Bengal	284030	249737	5439
Total number of confirmed cases in India		6903785	5903207	106521

