


Chandigarh's Fight Against COVID-19






CHDCOVID Mobile App

Know about
Quarantine cases sector wise, Hospitals,
Flu Clinics and quarantine centres in
Chandigarh on map

Apply for **COVID-19** movement pass for
emergency and essential services

Scan QR code & download





rnees

rs / AC Mechanics for Providing Utility Services Across Various Zones in Chandigarh

Food Grains to Poor Families

ops for Home Delivery of Medicines



Donate to COVID-19 Relief Fund of UT Chandigarh.



Updated List of Retail Grocery Shops for Home Delivery in Chandigarh

ISOLATION CENTERS SETUP

- » Government Medical College and Hospital (GMCH), Sector 32
- » Government Multi Speciality Hospital (GMSH), Sector 16
- » Post Graduate Institute of Medical Education & Research (PGIMER), Sector 12

OTHER DOCUMENTS

- » List of Individuals Home Quarantined
- » Helpline Numbers of States & Union Territories for COVID-19
- » Advisory - Social Distancing
- » Advisory for Hospitals and Medical Institutions
- » Latest Testing Guidelines of Indian Council of Medical Research (ICMR)
- » Guidelines for notifying COVID-19 affected persons by Private Institutions
- » Letter from Secretary, Dept of Higher Education/School Education regarding Digital / e-Learning
- » Updated Guidelines on Clinical Management of COVID-19



ABOUT COVID-19

Coronaviruses are a group of related viruses that cause diseases in mammals and birds. In humans, coronaviruses cause respiratory tract infections that can be mild, such as some cases of the common cold (among other possible causes, predominantly rhinoviruses), and others that can be lethal, such as SARS, MERS, and COVID-19. Symptoms in other species vary: in chickens, they cause an upper respiratory tract disease, while in cows and pigs they cause diarrhea. There are yet to be vaccines or antiviral drugs to prevent or treat human coronavirus infections.

Coronaviruses constitute the subfamily Orthocoronavirinae, in the family Coronaviridae, order Nidovirales, and realm Riboviria. They are enveloped viruses with a positive-sense single-stranded RNA genome and a nucleocapsid of helical symmetry. The genome size of coronaviruses ranges from approximately 27 to 34 kilobases, the largest among known RNA viruses. The name coronavirus is derived from the Latin corona, meaning & crown or & halo, which refers to the characteristic appearance reminiscent of a crown or a solar corona around the virions (virus particles) when viewed under two-dimensional transmission electron microscopy, due to the surface covering in club-shaped protein spikes. [Read More →](#)

Corona Stats For Chandigarh

Confirmed

13081

Recovered

11662
Deaths
190
Total Sampled
86201
Positive Cases
13081
Negative Cases
72589
Rejected Samples
531
Result Awaited
113

* Statistics sourced from Department of Health, Chandigarh

Home Quarantined : 39978

* Statistics sourced from Municipal Corporation, Chandigarh

Corona Stats For India

Confirmed
6903785
Recovered
5903207
Deaths
106521

Total Volunteer/Organization Registered

Individual volunteer
226
Organization
30

COVID19 STATEWISE STATUS (*including foreign nationals, as on 2020-10-10 08:00:00)

* Statistics sourced from The Ministry of Health and Family Welfare :-

S.No.	Name of State / UT	Total Confirmed cases *	Cured/Discharged/Migrated	Death
1	Andaman and Nicobar Islands	3976	3724	55
2	Andhra Pradesh	744864	691040	6159
3	Arunachal Pradesh	11760	8877	23
4	Assam	192416	161904	802
5	Bihar	194329	182121	934
6	Chandigarh	12985	11505	188
7	Chhattisgarh	137570	108935	1196
8	Dadra and Nagar Haveli and Daman and Diu	3140	3037	2
9	Delhi	303693	276046	5692
10	Goa	37591	32317	491
11	Gujarat	149032	129304	3547
12	Haryana	139932	127540	1562
13	Himachal Pradesh	16977	13876	245
14	Jammu and Kashmir	82429	69979	1306
15	Jharkhand	91254	81654	781
16	Karnataka	690269	561610	9789
17	Kerala	268100	175304	955
18	Ladakh	4987	3886	63
19	Lakshadweep	0	0	0
20	Madhya Pradesh	143629	124887	2574
21	Maharashtra	1506018	1229339	39732
22	Manipur	12810	9866	86
23	Meghalaya	7388	4903	61
24	Mizoram	2162	1974	0
25	Nagaland	6888	5656	17
26	Odisha	246839	220388	991
27	Puducherry	30904	25543	558
28	Punjab	122459	108533	3773

29 S.No.	Rajasthan Name of State / UT	Total Confirmed cases *	131766 Cured/Discharged/Migrated	1621 Death
30	Sikkim	3278	2721	53
31	Tamil Nadu	646128	591811	10120
32	Telengana	210346	183025	1217
33	Tripura	28153	23801	313
35	Uttar Pradesh	430666	383086	6293
36	West Bengal	287603	252806	5501
Total number of confirmed cases in India		6903785	5903207	106521

Designed & Developed by **SPICINDIA**