


Chandigarh's Fight Against COVID-19






CHDCOVID Mobile App

Know about
Quarantine cases sector wise, Hospitals,
Flu Clinics and quarantine centres in
Chandigarh on map

Apply for **COVID-19** movement pass for
emergency and essential services

Scan QR code & download





rnees

rs / AC Mechanics for Providing Utility Services Across Various Zones in Chandigarh

Food Grains to Poor Families

ops for Home Delivery of Medicines



Donate to COVID-19 Relief Fund of UT Chandigarh.



Updated List of Retail Grocery Shops for Home Delivery in Chandigarh

ISOLATION CENTERS SETUP

- » Government Medical College and Hospital (GMCH), Sector 32
- » Government Multi Speciality Hospital (GMSH), Sector 16
- » Post Graduate Institute of Medical Education & Research (PGIMER), Sector 12

OTHER DOCUMENTS

- » List of Individuals Home Quarantined
- » Helpline Numbers of States & Union Territories for COVID-19
- » Advisory - Social Distancing
- » Advisory for Hospitals and Medical Institutions
- » Latest Testing Guidelines of Indian Council of Medical Research (ICMR)
- » Guidelines for notifying COVID-19 affected persons by Private Institutions
- » Letter from Secretary, Dept of Higher Education/School Education regarding Digital / e-Learning
- » Updated Guidelines on Clinical Management of COVID-19



ABOUT COVID-19

Coronaviruses are a group of related viruses that cause diseases in mammals and birds. In humans, coronaviruses cause respiratory tract infections that can be mild, such as some cases of the common cold (among other possible causes, predominantly rhinoviruses), and others that can be lethal, such as SARS, MERS, and COVID-19. Symptoms in other species vary: in chickens, they cause an upper respiratory tract disease, while in cows and pigs they cause diarrhea. There are yet to be vaccines or antiviral drugs to prevent or treat human coronavirus infections.

Coronaviruses constitute the subfamily Orthocoronavirinae, in the family Coronaviridae, order Nidovirales, and realm Riboviria. They are enveloped viruses with a positive-sense single-stranded RNA genome and a nucleocapsid of helical symmetry. The genome size of coronaviruses ranges from approximately 27 to 34 kilobases, the largest among known RNA viruses. The name coronavirus is derived from the Latin corona, meaning & crown or & halo, which refers to the characteristic appearance reminiscent of a crown or a solar corona around the virions (virus particles) when viewed under two-dimensional transmission electron microscopy, due to the surface covering in club-shaped protein spikes. [Read More →](#)

Corona Stats For Chandigarh

Confirmed

13162

Recovered

11787
Deaths
191
Total Sampled
87485
Positive Cases
13162
Negative Cases
73784
Rejected Samples
539
Result Awaited
129

* Statistics sourced from Department of Health, Chandigarh

Home Quarantined : 40123

* Statistics sourced from Municipal Corporation, Chandigarh

Corona Stats For India

Confirmed
6903785
Recovered
5903207
Deaths
106521

Total Volunteer/Organization Registered

Individual volunteer
226
Organization
30

COVID19 STATEWISE STATUS (*including foreign nationals, as on 2020-10-11 08:00:00)

* Statistics sourced from The Ministry of Health and Family Welfare :-

S.No.	Name of State / UT	Total Confirmed cases *	Cured/Discharged/Migrated	Death
1	Andaman and Nicobar Islands	3992	3744	55
2	Andhra Pradesh	750517	697699	6194
3	Arunachal Pradesh	11998	9035	23
4	Assam	193387	163355	811
5	Bihar	195499	183390	944
6	Chandigarh	13081	11662	190
7	Chhattisgarh	140258	111654	1235
8	Dadra and Nagar Haveli and Daman and Diu	3152	3050	2
9	Delhi	306559	278812	5740
10	Goa	37934	32777	499
11	Gujarat	150253	130760	3557
12	Haryana	141090	128841	1572
13	Himachal Pradesh	17244	14278	248
14	Jammu and Kashmir	83064	70955	1313
15	Jharkhand	91951	82805	784
16	Karnataka	700786	569947	9891
17	Kerala	279855	182874	978
18	Ladakh	5059	3973	64
19	Lakshadweep	0	0	0
20	Madhya Pradesh	145245	127034	2599
21	Maharashtra	1517434	1255779	40040
22	Manipur	13092	10396	88
23	Meghalaya	7544	5045	62
24	Mizoram	2175	1984	0
25	Nagaland	6949	5694	17
26	Odisha	249693	224273	1006
27	Puducherry	31233	25955	559
28	Punjab	123317	109767	3798

S.No.	Name of State / UT	Total Confirmed cases *	Cured/Discharged/Migrated	Death
29	Rajasthan	136908	133918	1636
30	Sikkim	3321	2816	55
31	Tamil Nadu	651370	597033	10187
32	Telengana	212063	185128	1222
33	Tripura	28352	24086	315
35	Uttar Pradesh	433712	387149	6353
36	West Bengal	291194	255838	5563
Total number of confirmed cases in India		6903785	5903207	106521

Designed & Developed by **SPICINDIA**