


Chandigarh's Fight Against COVID-19






CHDCOVID Mobile App

Know about
Quarantine cases sector wise, Hospitals,
Flu Clinics and quarantine centres in
Chandigarh on map

Apply for **COVID-19** movement pass for
emergency and essential services

Scan QR code & download





Foreign Returnees

ans / Plumbers / AC Mechanics for Providing Utility Services Across Various Zones in Chandigarh

3 months of Food Grains to Poor Families

Chemist Shops for Home Delivery of Medicines



Donate to COVID-19 Relief Fund of UT Chandigarh.

ement Pass



Updated List of Retail Grocery Shops for Home Delivery in Chandigarh

ISOLATION CENTERS SETUP

- » Government Medical College and Hospital (GMCH), Sector 32
- » Government Multi Speciality Hospital (GMSH), Sector 16
- » Post Graduate Institute of Medical Education & Research (PGIMER), Sector 12

OTHER DOCUMENTS

- » List of Individuals Home Quarantined
- » Helpline Numbers of States & Union Territories for COVID-19
- » Advisory - Social Distancing
- » Advisory for Hospitals and Medical Institutions
- » Latest Testing Guidelines of Indian Council of Medical Research (ICMR)
- » Guidelines for notifying COVID-19 affected persons by Private Institutions
- » Letter from Secretary, Dept of Higher Education/School Education regarding Digital / e-Learning
- » Updated Guidelines on Clinical Management of COVID-19



ABOUT COVID-19

Coronaviruses are a group of related viruses that cause diseases in mammals and birds. In humans, coronaviruses cause respiratory tract infections that can be mild, such as some cases of the common cold (among other possible causes, predominantly rhinoviruses), and others that can be lethal, such as SARS, MERS, and COVID-19. Symptoms in other species vary: in chickens, they cause an upper respiratory tract disease, while in cows and pigs they cause diarrhea. There are yet to be vaccines or antiviral drugs to prevent or treat human coronavirus infections.

Coronaviruses constitute the subfamily Orthocoronavirinae, in the family Coronaviridae, order Nidovirales, and realm Riboviria. They are enveloped viruses with a positive-sense single-stranded RNA genome and a nucleocapsid of helical symmetry. The genome size of coronaviruses ranges from approximately 27 to 34 kilobases, the largest among known RNA viruses. The name coronavirus is derived from the Latin corona, meaning & crown or & halo, which refers to the characteristic appearance reminiscent of a crown or a solar corona around the virions (virus particles) when viewed under two-dimensional transmission electron microscopy, due to the surface covering in club-shaped protein spikes. [Read More →](#)

Corona Stats For Chandigarh

Confirmed

13331

Recovered

12007
Deaths
197
Total Sampled
89969
Positive Cases
13331
Negative Cases
76089
Rejected Samples
549
Result Awaited
131

* Statistics sourced from Department of Health, Chandigarh

Home Quarantined : 40324

* Statistics sourced from Municipal Corporation, Chandigarh

Corona Stats For India

Confirmed
7179006
Recovered
6228051
Deaths
109923

Total Volunteer/Organization Registered

Individual volunteer
226
Organization
30

COVID19 STATEWISE STATUS (*including foreign nationals, as on 2020-10-13 08:00:00)

* Statistics sourced from The Ministry of Health and Family Welfare :-

S.No.	Name of State / UT	Total Confirmed cases *	Cured/Discharged/Migrated	Death
1	Andaman and Nicobar Islands	4023	3770	55
2	Andhra Pradesh	758951	708712	6256
3	Arunachal Pradesh	12367	9403	24
4	Assam	195304	166039	826
5	Bihar	197535	185911	955
6	Chandigarh	13260	11898	192
7	Chhattisgarh	145247	116540	1286
8	Dadra and Nagar Haveli and Daman and Diu	3168	3064	2
9	Delhi	311188	284844	5809
10	Goa	38674	33698	511
11	Gujarat	152603	133615	3574
12	Haryana	143221	131228	1592
13	Himachal Pradesh	17578	14690	251
14	Jammu and Kashmir	84031	72706	1333
15	Jharkhand	93035	84461	798
16	Karnataka	717915	592084	10036
17	Kerala	295132	199634	1025
18	Ladakh	5151	4126	64
19	Lakshadweep	0	0	0
20	Madhya Pradesh	148298	130721	2645
21	Maharashtra	1535315	1281896	40514
22	Manipur	13556	10707	93
23	Meghalaya	7771	5273	64
24	Mizoram	2202	2046	0
25	Nagaland	7240	5813	18
26	Odisha	254662	230192	1040
27	Puducherry	31737	26555	565
28	Punjab	124535	112099	3860

S.No.	Name of State / UT	Total Confirmed cases *	Cured/Discharged/Migrated	Death
29	Rajasthan	101184	137848	1665
30	Sikkim	3366	2925	57
31	Tamil Nadu	661264	607203	10314
32	Telengana	214792	189351	1233
33	Tripura	28678	24623	317
35	Uttar Pradesh	439161	393908	6438
36	West Bengal	298389	262103	5682
Total number of confirmed cases in India		7179006	6228051	109923

Designed & Developed by **SPICINDIA**