

Chandigarh's Fight Against COVID-19

CHDCOVID Mobile App

Know about
Quarantine cases sector wise, Hospitals,
Flu Clinics and quarantine centres in
Chandigarh on map

**Apply for COVID-19 movement pass for
emergency and essential services**

**Scan QR code
& download**



NEW [Information for Foreign Returnees](#)

NEW [List of Electricians / Plumbers / AC Mechanics for Providing Utility Services Across Various Zones in Chandigarh](#)

NEW [Distribution of 3 months of Food Grains to Poor Families](#)

NEW [Updated List of Chemist Shops for Home Delivery of Medicines](#)









NEW [Donate to COVID-19 Relief Fund of UT Chandigarh.](#)

NEW [Apply For Movement Pass](#)

NEW [Updated List of Retail Grocery Shops for Home Delivery in Chandigarh](#)

-  Government Medical College and Hospital (GMCH), Sector 32
-  Government Multi Speciality Hospital (GMSH), Sector 16
-  Post Graduate Institute of Medical Education & Research (PGIMER), Sector 12

OTHER DOCUMENTS

-  [List of Individuals Home Quarantined](#)
-  [Helpline Numbers of States & Union Territories for COVID-19](#)
-  [Advisory - Social Distancing](#)
-  [Advisory for Hospitals and Medical Institutions](#)
-  [Latest Testing Guidelines of Indian Council of Medical Research \(ICMR\)](#)
-  [Guidelines for notifying COVID-19 affected persons by Private Institutions](#)
-  [Letter from Secretary, Dept of Higher Education/School Education regarding Digital / e-Learning](#)
-  [Updated Guidelines on Clinical Management of COVID-19](#)



ABOUT COVID-19

Coronaviruses are a group of related viruses that cause diseases in mammals and birds. In humans, coronaviruses cause respiratory tract infections that can be mild, such as some cases of the common cold (among other possible causes, predominantly rhinoviruses), and others that can be lethal, such as SARS, MERS, and COVID-19. Symptoms in other species vary: in chickens, they cause an upper respiratory tract disease, while in cows and pigs they cause diarrhea. There are yet to be vaccines or antiviral drugs to prevent or treat human coronavirus infections.

Coronaviruses constitute the subfamily Orthocoronavirinae, in the family Coronaviridae, order Nidovirales, and realm Riboviria. They are enveloped viruses with a positive-sense single-stranded RNA genome and a nucleocapsid of helical symmetry. The genome size of coronaviruses ranges from approximately 27 to 34 kilobases, the largest among known RNA viruses. The name coronavirus is derived from the Latin corona, meaning & crown or & halo, which refers to the characteristic appearance reminiscent of a crown or a solar corona around the virions (virus particles) when viewed under two-dimensional transmission electron microscopy, due to the surface covering in club-shaped protein spikes.

[Read More](#) 

Confirmed
13331
Recovered
12007
Deaths
197
Total Sampled
89969
Positive Cases
13331
Negative Cases
76089
Rejected Samples
549
Result Awaited
131
* Statistics sourced from Department of Health, Chandigarh
Home Quarantined : 40472
* Statistics sourced from Municipal Corporation, Chandigarh

Corona Stats For India

Confirmed
7241520
Recovered
6301210
Deaths
110645

Total Volunteer/Organization Registered

Individual volunteer
226
Organization
30

COVID19 STATEWISE STATUS (*including foreign nationals, as on 2020-10-14 08:00:00)

* Statistics sourced from The Ministry of Health and Family Welfare :-

S.No.	Name of State / UT	Total Confirmed cases *	Cured/Discharged/ Migrated	Death
1	Andaman and Nicobar Islands	4036	3782	55
2	Andhra Pradesh	763573	714427	6291
3	Arunachal Pradesh	12561	9573	28
4	Assam	196786	167059	830
5	Bihar	198855	187059	961
6	Chandigarh	13331	12007	197
7	Chhattisgarh	147866	119352	1306
8	Dadra and Nagar Haveli and Daman and Diu	3168	3081	2
9	Delhi	314224	286880	5854
10	Goa	39082	34252	514
11	Gujarat	153761	134990	3584
12	Haryana	144302	132382	1601
13	Himachal Pradesh	17762	15001	254
14	Jammu and Kashmir	84708	73502	1340
15	Jharkhand	93736	85314	805

S.No.	Name of State / UT	Total Confirmed cases *	Cured/Discharged/Migrated	Death
16	Karnataka	726106	602505	10123
17	Kerala	303896	207357	1046
18	Ladakh	5238	4205	64
19	Lakshadweep	0	0	0
20	Madhya Pradesh	149761	132429	2671
21	Maharashtra	1543837	1297252	40701
22	Manipur	13793	10829	97
23	Meghalaya	7838	5406	65
24	Mizoram	2212	2093	0
25	Nagaland	7363	5831	19
26	Odisha	256937	232988	1057
27	Puducherry	32004	26865	567
28	Punjab	125211	113105	3894
29	Rajasthan	163219	139616	1679
30	Sikkim	3417	3014	59
31	Tamil Nadu	665930	612320	10371
32	Telengana	216238	191269	1241
33	Tripura	28859	25041	318
35	Uttar Pradesh	442118	397570	6466
36	West Bengal	302020	265288	5744
Total number of confirmed cases in India		7241520	6301210	110645

