


Chandigarh's Fight Against COVID-19





CHDCOVID Mobile App

Know about
Quarantine cases sector wise, Hospitals,
Flu Clinics and quarantine centres in
Chandigarh on map

Apply for **COVID-19** movement pass for
emergency and essential services

Scan QR code & download





Foreign Returnees

Electricians / Plumbers / AC Mechanics for Providing Utility Services Across Various Zones in Chandigarh

Monthly Distribution of Food Grains to Poor Families

Pharmacy Shops for Home Delivery of Medicines



Donate to COVID-19 Relief Fund of UT Chandigarh.

Movement Pass



Updated List of Retail Grocery Shops for Home Delivery in Chandigarh

ISOLATION CENTERS SETUP

- » Government Medical College and Hospital (GMCH), Sector 32
- » Government Multi Speciality Hospital (GMSH), Sector 16
- » Post Graduate Institute of Medical Education & Research (PGIMER), Sector 12

OTHER DOCUMENTS

- » List of Individuals Home Quarantined
- » Helpline Numbers of States & Union Territories for COVID-19
- » Advisory - Social Distancing
- » Advisory for Hospitals and Medical Institutions
- » Latest Testing Guidelines of Indian Council of Medical Research (ICMR)
- » Guidelines for notifying COVID-19 affected persons by Private Institutions
- » Letter from Secretary, Dept of Higher Education/School Education regarding Digital / e-Learning
- » Updated Guidelines on Clinical Management of COVID-19



ABOUT COVID-19

Coronaviruses are a group of related viruses that cause diseases in mammals and birds. In humans, coronaviruses cause respiratory tract infections that can be mild, such as some cases of the common cold (among other possible causes, predominantly rhinoviruses), and others that can be lethal, such as SARS, MERS, and COVID-19. Symptoms in other species vary: in chickens, they cause an upper respiratory tract disease, while in cows and pigs they cause diarrhea. There are yet to be vaccines or antiviral drugs to prevent or treat human coronavirus infections.

Coronaviruses constitute the subfamily Orthocoronavirinae, in the family Coronaviridae, order Nidovirales, and realm Riboviria. They are enveloped viruses with a positive-sense single-stranded RNA genome and a nucleocapsid of helical symmetry. The genome size of coronaviruses ranges from approximately 27 to 34 kilobases, the largest among known RNA viruses. The name coronavirus is derived from the Latin corona, meaning & crown or & halo, which refers to the characteristic appearance reminiscent of a crown or a solar corona around the virions (virus particles) when viewed under two-dimensional transmission electron microscopy, due to the surface covering in club-shaped protein spikes. [Read More →](#)

Corona Stats For Chandigarh

Confirmed

13477

Recovered

13477
Deaths
201
Total Sampled
92198
Positive Cases
13477
Negative Cases
78160
Rejected Samples
561
Result Awaited
139

* Statistics sourced from Department of Health, Chandigarh

Home Quarantined : 40605

* Statistics sourced from Municipal Corporation, Chandigarh

Corona Stats For India

Confirmed
7309164
Recovered
6382758
Deaths
111337

Total Volunteer/Organization Registered

Individual volunteer
226
Organization
30

COVID19 STATEWISE STATUS (*including foreign nationals, as on 2020-10-15 08:00:00)

* Statistics sourced from The Ministry of Health and Family Welfare :-

S.No.	Name of State / UT	Total Confirmed cases *	Cured/Discharged/Migrated	Death
1	Andaman and Nicobar Islands	4046	3796	55
2	Andhra Pradesh	767465	719477	6319
3	Arunachal Pradesh	12768	9694	29
4	Assam	198213	168072	834
5	Bihar	200103	188380	967
6	Chandigarh	13403	12119	199
7	Chhattisgarh	150696	121548	1339
8	Dadra and Nagar Haveli and Daman and Diu	3171	3090	2
9	Delhi	317548	289747	5898
10	Goa	39438	34731	519
11	Gujarat	154936	136404	3595
12	Haryana	145507	133706	1614
13	Himachal Pradesh	18008	15233	255
14	Jammu and Kashmir	85409	74318	1352
15	Jharkhand	94369	86367	811
16	Karnataka	735371	611167	10198
17	Kerala	310140	215149	1066
18	Ladakh	5304	4261	64
19	Lakshadweep	0	0	0
20	Madhya Pradesh	155276	138158	2686
21	Maharashtra	1554389	1316769	40859
22	Manipur	14094	10915	103
23	Meghalaya	7991	5582	70
24	Mizoram	2220	2108	0
25	Nagaland	7416	5916	22
26	Odisha	259541	235763	1062
27	Puducherry	32245	27152	568
28	Punjab	125760	114075	3925

29 S.No.	Rajasthan Name of State / UT	Total Confirmed cases *	141835 Cured/Discharged/Migrated	1694 Death
30	Sikkim	3459	3075	59
31	Tamil Nadu	670392	617403	10423
32	Telengana	217670	193218	1249
33	Tripura	29031	25394	319
35	Uttar Pradesh	444711	401306	6507
36	West Bengal	305697	268384	5808
Total number of confirmed cases in India		7309164	6382758	111337

Designed & Developed by **SPICINDIA**