


Chandigarh's Fight Against COVID-19





CHDCOVID Mobile App

Know about
Quarantine cases sector wise, Hospitals,
Flu Clinics and quarantine centres in
Chandigarh on map

Apply for **COVID-19** movement pass for
emergency and essential services

Scan QR code & download





Foreign Returnees

Electricians / Plumbers / AC Mechanics for Providing Utility Services Across Various Zones in Chandigarh

Monthly Distribution of Food Grains to Poor Families

Pharmacy Shops for Home Delivery of Medicines

NEW

Donate to COVID-19 Relief Fund of UT Chandigarh.

Movement Pass

NEW

Updated List of Retail Grocery Shops for Home Delivery in Chandigarh

ISOLATION CENTERS SETUP

- » Government Medical College and Hospital (GMCH), Sector 32
- » Government Multi Speciality Hospital (GMSH), Sector 16
- » Post Graduate Institute of Medical Education & Research (PGIMER), Sector 12

OTHER DOCUMENTS

- » List of Individuals Home Quarantined
- » Helpline Numbers of States & Union Territories for COVID-19
- » Advisory - Social Distancing
- » Advisory for Hospitals and Medical Institutions
- » Latest Testing Guidelines of Indian Council of Medical Research (ICMR)
- » Guidelines for notifying COVID-19 affected persons by Private Institutions
- » Letter from Secretary, Dept of Higher Education/School Education regarding Digital / e-Learning
- » Updated Guidelines on Clinical Management of COVID-19



ABOUT COVID-19

Coronaviruses are a group of related viruses that cause diseases in mammals and birds. In humans, coronaviruses cause respiratory tract infections that can be mild, such as some cases of the common cold (among other possible causes, predominantly rhinoviruses), and others that can be lethal, such as SARS, MERS, and COVID-19. Symptoms in other species vary: in chickens, they cause an upper respiratory tract disease, while in cows and pigs they cause diarrhea. There are yet to be vaccines or antiviral drugs to prevent or treat human coronavirus infections.

Coronaviruses constitute the subfamily Orthocoronavirinae, in the family Coronaviridae, order Nidovirales, and realm Riboviria. They are enveloped viruses with a positive-sense single-stranded RNA genome and a nucleocapsid of helical symmetry. The genome size of coronaviruses ranges from approximately 27 to 34 kilobases, the largest among known RNA viruses. The name coronavirus is derived from the Latin corona, meaning & crown or & halo, which refers to the characteristic appearance reminiscent of a crown or a solar corona around the virions (virus particles) when viewed under two-dimensional transmission electron microscopy, due to the surface covering in club-shaped protein spikes. [Read More →](#)

Corona Stats For Chandigarh

Confirmed

13532

Recovered

12352
Deaths
206
Total Sampled
93420
Positive Cases
13532
Negative Cases
79320
Rejected Samples
568
Result Awaited
142

* Statistics sourced from Department of Health, Chandigarh

Home Quarantined : 40726

* Statistics sourced from Municipal Corporation, Chandigarh

Corona Stats For India

Confirmed
7376783
Recovered
6458305
Deaths
112279

Total Volunteer/Organization Registered

Individual volunteer
226
Organization
30

COVID19 STATEWISE STATUS (*including foreign nationals, as on 2020-10-16 08:00:00)

* Statistics sourced from The Ministry of Health and Family Welfare :-

S.No.	Name of State / UT	Total Confirmed cases *	Cured/Discharged/Migrated	Death
1	Andaman and Nicobar Islands	4062	3817	55
2	Andhra Pradesh	771503	725099	6357
3	Arunachal Pradesh	12971	9889	30
4	Assam	198982	169335	843
5	Bihar	201196	189186	972
6	Chandigarh	13477	12232	201
7	Chhattisgarh	153515	123943	1385
8	Dadra and Nagar Haveli and Daman and Diu	3172	3099	2
9	Delhi	321031	292502	5924
10	Goa	39770	35161	525
11	Gujarat	156121	137733	3606
12	Haryana	146706	134719	1623
13	Himachal Pradesh	18303	15389	260
14	Jammu and Kashmir	86057	75641	1358
15	Jharkhand	94952	87240	820
16	Karnataka	743848	620008	10283
17	Kerala	317929	222231	1089
18	Ladakh	5393	4310	65
19	Lakshadweep	0	0	0
20	Madhya Pradesh	156584	139717	2710
21	Maharashtra	1564615	1330483	41196
22	Manipur	14378	11081	104
23	Meghalaya	8164	5646	73
24	Mizoram	2229	2121	0
25	Nagaland	7492	6017	22
26	Odisha	262011	238535	1089
27	Puducherry	32486	27365	570
28	Punjab	126230	115186	3954

29 S.No.	Rajasthan Name of State / UT	Total Confirmed cases *	143984 Cured/Discharged/Migrated	1708 Death
30	Sikkim	3500	3129	59
31	Tamil Nadu	674802	622458	10472
32	Telengana	219224	194653	1256
33	Tripura	29193	25765	323
35	Uttar Pradesh	447383	404545	6543
36	West Bengal	309417	271563	5870
Total number of confirmed cases in India		7376783	6458305	112279

Designed & Developed by **SPICINDIA**