


Chandigarh's Fight Against COVID-19




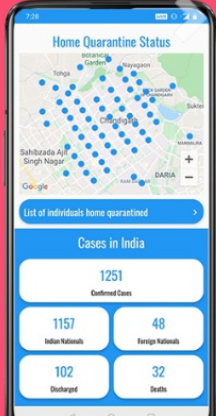

CHDCOVID Mobile App

Know about
Quarantine cases sector wise, Hospitals,
Flu Clinics and quarantine centres in
Chandigarh on map

Apply for **COVID-19** movement pass for
emergency and essential services

Scan QR code & download





for Foreign Returnees

icians / Plumbers / AC Mechanics for Providing Utility Services Across Various Zones in Chandigarh

of 3 months of Food Grains to Poor Families

: of Chemist Shops for Home Delivery of Medicines

NEW

Donate to COVID-19 Relief Fund of UT Chandigarh.

ovement Pass

NEW

Updated List of Retail Grocery Shops for Home Delivery in Chandigarh

ISOLATION CENTERS SETUP

- » Government Medical College and Hospital (GMCH), Sector 32
- » Government Multi Speciality Hospital (GMSH), Sector 16
- » Post Graduate Institute of Medical Education & Research (PGIMER), Sector 12

OTHER DOCUMENTS

- » List of Individuals Home Quarantined
- » Helpline Numbers of States & Union Territories for COVID-19
- » Advisory - Social Distancing
- » Advisory for Hospitals and Medical Institutions
- » Latest Testing Guidelines of Indian Council of Medical Research (ICMR)
- » Guidelines for notifying COVID-19 affected persons by Private Institutions
- » Letter from Secretary, Dept of Higher Education/School Education regarding Digital / e-Learning
- » Updated Guidelines on Clinical Management of COVID-19



ABOUT COVID-19

Coronaviruses are a group of related viruses that cause diseases in mammals and birds. In humans, coronaviruses cause respiratory tract infections that can be mild, such as some cases of the common cold (among other possible causes, predominantly rhinoviruses), and others that can be lethal, such as SARS, MERS, and COVID-19. Symptoms in other species vary: in chickens, they cause an upper respiratory tract disease, while in cows and pigs they cause diarrhea. There are yet to be vaccines or antiviral drugs to prevent or treat human coronavirus infections.

Coronaviruses constitute the subfamily Orthocoronavirinae, in the family Coronaviridae, order Nidovirales, and realm Riboviria. They are enveloped viruses with a positive-sense single-stranded RNA genome and a nucleocapsid of helical symmetry. The genome size of coronaviruses ranges from approximately 27 to 34 kilobases, the largest among known RNA viruses. The name coronavirus is derived from the Latin corona, meaning & crown or & halo, which refers to the characteristic appearance reminiscent of a crown or a solar corona around the virions (virus particles) when viewed under two-dimensional transmission electron microscopy, due to the surface covering in club-shaped protein spikes. [Read More →](#)

Corona Stats For Chandigarh

Confirmed

13532

Recovered

12352
Deaths
206
Total Sampled
93420
Positive Cases
13532
Negative Cases
79320
Rejected Samples
568
Result Awaited
142

* Statistics sourced from Department of Health, Chandigarh

Home Quarantined : 40829

* Statistics sourced from Municipal Corporation, Chandigarh

Corona Stats For India

Confirmed
7434630
Recovered
6524075
Deaths
113062

Total Volunteer/Organization Registered

Individual volunteer
229
Organization
30

COVID19 STATEWISE STATUS (*including foreign nationals, as on 2020-10-17 08:00:00)

* Statistics sourced from The Ministry of Health and Family Welfare :-

S.No.	Name of State / UT	Total Confirmed cases *	Cured/Discharged/Migrated	Death
1	Andaman and Nicobar Islands	4072	3831	56
2	Andhra Pradesh	775470	730109	6382
3	Arunachal Pradesh	13169	10071	30
4	Assam	199749	170265	853
5	Bihar	202290	190425	981
6	Chandigarh	13532	12352	206
7	Chhattisgarh	155987	126869	1425
8	Dadra and Nagar Haveli and Daman and Diu	3177	3109	2
9	Delhi	324459	295699	5946
10	Goa	40091	35610	531
11	Gujarat	157312	139012	3617
12	Haryana	147933	135858	1634
13	Himachal Pradesh	18522	15618	262
14	Jammu and Kashmir	86754	76479	1366
15	Jharkhand	95425	88058	824
16	Karnataka	751390	628588	10356
17	Kerala	325212	228998	1113
18	Ladakh	5441	4461	65
19	Lakshadweep	0	0	0
20	Madhya Pradesh	157936	141273	2735
21	Maharashtra	1576062	1344368	41502
22	Manipur	14715	11245	109
23	Meghalaya	8303	5735	75
24	Mizoram	2245	2133	0
25	Nagaland	7604	6111	22
26	Odisha	264149	241385	1104
27	Puducherry	32766	27671	571
28	Punjab	126737	116165	3980

29 S.No.	Rajasthan Name of State / UT	Total Confirmed cases *	146185 Cured/Discharged/Migrated	1723 Death
30	Sikkim	3531	3177	59
31	Tamil Nadu	679191	627703	10529
32	Telengana	220675	196636	1265
33	Tripura	29327	26035	326
35	Uttar Pradesh	449935	408083	6589
36	West Bengal	313188	274757	5931
Total number of confirmed cases in India		7434630	6524075	113062

Designed & Developed by **SPICINDIA**