

# Chandigarh's Fight Against COVID-19

## CHDCOVID Mobile App

**Know about**  
Quarantine cases sector wise, Hospitals,  
Flu Clinics and quarantine centres in  
Chandigarh on map

**Apply for COVID-19 movement pass for  
emergency and essential services**

**Scan QR code  
& download**



**NEW** [Information for Foreign Returnees](#)

**NEW** [List of Electricians / Plumbers / AC Mechanics for Providing Utility Services Across Various Zones in Chandigarh](#)

**NEW** [Distribution of 3 months of Food Grains to Poor Families](#)

**NEW** [Updated List of Chemist Shops for Home Delivery of Medicines](#)









**NEW** [Donate to COVID-19 Relief Fund of UT Chandigarh.](#)

**NEW** [Apply For Movement Pass](#)

**NEW** [Updated List of Retail Grocery Shops for Home Delivery in Chandigarh](#)

-  Government Medical College and Hospital (GMCH), Sector 32
-  Government Multi Speciality Hospital (GMSH), Sector 16
-  Post Graduate Institute of Medical Education & Research (PGIMER), Sector 12

## OTHER DOCUMENTS

-  [List of Individuals Home Quarantined](#)
-  [Helpline Numbers of States & Union Territories for COVID-19](#)
-  [Advisory - Social Distancing](#)
-  [Advisory for Hospitals and Medical Institutions](#)
-  [Latest Testing Guidelines of Indian Council of Medical Research \(ICMR\)](#)
-  [Guidelines for notifying COVID-19 affected persons by Private Institutions](#)
-  [Letter from Secretary, Dept of Higher Education/School Education regarding Digital / e-Learning](#)
-  [Updated Guidelines on Clinical Management of COVID-19](#)



## ABOUT COVID-19

Coronaviruses are a group of related viruses that cause diseases in mammals and birds. In humans, coronaviruses cause respiratory tract infections that can be mild, such as some cases of the common cold (among other possible causes, predominantly rhinoviruses), and others that can be lethal, such as SARS, MERS, and COVID-19. Symptoms in other species vary: in chickens, they cause an upper respiratory tract disease, while in cows and pigs they cause diarrhea. There are yet to be vaccines or antiviral drugs to prevent or treat human coronavirus infections.

Coronaviruses constitute the subfamily Orthocoronavirinae, in the family Coronaviridae, order Nidovirales, and realm Riboviria. They are enveloped viruses with a positive-sense single-stranded RNA genome and a nucleocapsid of helical symmetry. The genome size of coronaviruses ranges from approximately 27 to 34 kilobases, the largest among known RNA viruses. The name coronavirus is derived from the Latin corona, meaning & crown or & halo, which refers to the characteristic appearance reminiscent of a crown or a solar corona around the virions (virus particles) when viewed under two-dimensional transmission electron microscopy, due to the surface covering in club-shaped protein spikes.

[Read More](#) 

Confirmed
13646
Recovered
12554
Deaths
208
Total Sampled
95022
Positive Cases
13646
Negative Cases
80799
Rejected Samples
577
Result Awaited
114
* Statistics sourced from Department of Health, Chandigarh
Home Quarantined : 40863
* Statistics sourced from Municipal Corporation, Chandigarh

# Corona Stats For India

Confirmed
7501338
Recovered
6601171
Deaths
114125

## Total Volunteer/Organization Registered

Individual volunteer
229
Organization
30

### COVID19 STATEWISE STATUS (\*including foreign nationals, as on 2020-10-18 08:00:00)

\* Statistics sourced from The Ministry of Health and Family Welfare :-

S.No.	Name of State / UT	Total Confirmed cases *	Cured/Discharged/ Migrated	Death
1	Andaman and Nicobar Islands	4083	3848	56
2	Andhra Pradesh	779146	735638	6406
3	Arunachal Pradesh	13348	10315	30
4	Assam	200391	171084	865
5	Bihar	203457	191619	990
6	Chandigarh	13582	12460	207
7	Chhattisgarh	158502	129883	1439
8	Dadra and Nagar Haveli and Daman and Diu	3180	3119	2
9	Delhi	327718	298853	5981
10	Goa	40400	36035	538
11	Gujarat	158473	140282	3626
12	Haryana	149081	137176	1640
13	Himachal Pradesh	18797	15852	265
14	Jammu and Kashmir	87364	77288	1372
15	Jharkhand	95967	88559	832

S.No.	Name of State / UT	Total Confirmed cases *	Cured/Discharged/Migrated	Death
16	Karnataka	758574	637481	10427
17	Kerala	334228	236989	1139
18	Ladakh	5534	4535	66
19	Lakshadweep	0	0	0
20	Madhya Pradesh	159158	142707	2753
21	Maharashtra	1586321	1358606	41965
22	Manipur	15141	11443	111
23	Meghalaya	8404	6034	75
24	Mizoram	2253	2145	0
25	Nagaland	7698	6141	27
26	Odisha	266345	244227	1121
27	Puducherry	32978	27984	574
28	Punjab	127154	116925	3999
29	Rajasthan	171281	148291	1735
30	Sikkim	3567	3233	59
31	Tamil Nadu	683486	632708	10586
32	Telengana	222111	198790	1271
33	Tripura	29468	26222	329
35	Uttar Pradesh	452660	411611	6629
36	West Bengal	317053	277940	5992
Total number of confirmed cases in India		7501338	6601171	114125

