

Chandigarh's Fight Against COVID-19

CHDCOVID Mobile App

Know about
Quarantine cases sector wise, Hospitals,
Flu Clinics and quarantine centres in
Chandigarh on map

**Apply for COVID-19 movement pass for
emergency and essential services**

**Scan QR code
& download**



NEW [Information for Foreign Returnees](#)

NEW [List of Electricians / Plumbers / AC Mechanics for Providing Utility Services Across Various Zones in Chandigarh](#)




NEW [Distribution of 3 months of Food Grains to Poor Families](#)

NEW [Updated List of Chemist Shops for Home Delivery of Medicines](#)








NEW [Donate to COVID-19 Relief Fund of UT Chandigarh.](#)

NEW [Apply For Movement Pass](#)

NEW [Updated List of Retail Grocery Shops for Home Delivery in Chandigarh](#)

-  Government Medical College and Hospital (GMCH), Sector 32
-  Government Multi Speciality Hospital (GMSH), Sector 16
-  Post Graduate Institute of Medical Education & Research (PGIMER), Sector 12

OTHER DOCUMENTS

-  [List of Individuals Home Quarantined](#)
-  [Helpline Numbers of States & Union Territories for COVID-19](#)
-  [Advisory - Social Distancing](#)
-  [Advisory for Hospitals and Medical Institutions](#)
-  [Latest Testing Guidelines of Indian Council of Medical Research \(ICMR\)](#)
-  [Guidelines for notifying COVID-19 affected persons by Private Institutions](#)
-  [Letter from Secretary, Dept of Higher Education/School Education regarding Digital / e-Learning](#)
-  [Updated Guidelines on Clinical Management of COVID-19](#)



ABOUT COVID-19

Coronaviruses are a group of related viruses that cause diseases in mammals and birds. In humans, coronaviruses cause respiratory tract infections that can be mild, such as some cases of the common cold (among other possible causes, predominantly rhinoviruses), and others that can be lethal, such as SARS, MERS, and COVID-19. Symptoms in other species vary: in chickens, they cause an upper respiratory tract disease, while in cows and pigs they cause diarrhea. There are yet to be vaccines or antiviral drugs to prevent or treat human coronavirus infections.

Coronaviruses constitute the subfamily Orthocoronavirinae, in the family Coronaviridae, order Nidovirales, and realm Riboviria. They are enveloped viruses with a positive-sense single-stranded RNA genome and a nucleocapsid of helical symmetry. The genome size of coronaviruses ranges from approximately 27 to 34 kilobases, the largest among known RNA viruses. The name coronavirus is derived from the Latin corona, meaning & crown or & halo, which refers to the characteristic appearance reminiscent of a crown or a solar corona around the virions (virus particles) when viewed under two-dimensional transmission electron microscopy, due to the surface covering in club-shaped protein spikes.

[Read More](#) 

Confirmed
13686
Recovered
12617
Deaths
208
Total Sampled
95776
Positive Cases
13686
Negative Cases
81509
Rejected Samples
581
Result Awaited
127
* Statistics sourced from Department of Health, Chandigarh
Home Quarantined : 41009
* Statistics sourced from Municipal Corporation, Chandigarh

Corona Stats For India

Confirmed
7594763
Recovered
6730617
Deaths
115236

Total Volunteer/Organization Registered

Individual volunteer
229
Organization
30

COVID19 STATEWISE STATUS (*including foreign nationals, as on 2020-10-20 08:00:00)

* Statistics sourced from The Ministry of Health and Family Welfare :-

S.No.	Name of State / UT	Total Confirmed cases *	Cured/Discharged/Migrated	Death
1	Andaman and Nicobar Islands	4126	3892	56
2	Andhra Pradesh	786050	744532	6453
3	Arunachal Pradesh	13643	10780	30
4	Assam	201407	173213	875
5	Bihar	205945	194005	1003
6	Chandigarh	13686	12617	208
7	Chhattisgarh	162772	135259	1534
8	Dadra and Nagar Haveli and Daman and Diu	3185	3140	2
9	Delhi	333171	304561	6040
10	Goa	40746	36914	549
11	Gujarat	160560	142662	3643
12	Haryana	151234	139511	1648
13	Himachal Pradesh	19135	16270	272
14	Jammu and Kashmir	88369	78667	1388
15	Jharkhand	96842	89780	842

S.No.	Name of State / UT	Total Confirmed cases *	Cured/Discharged/Migrated	Death
16	Karnataka	770604	653829	10542
17	Kerala	346881	252868	1182
18	Ladakh	5647	4701	66
19	Lakshadweep	0	0	0
20	Madhya Pradesh	161203	145421	2786
21	Maharashtra	1601365	1384879	42240
22	Manipur	15778	11913	117
23	Meghalaya	8536	6392	75
24	Mizoram	2280	2151	0
25	Nagaland	7953	6273	27
26	Odisha	270346	249575	1152
27	Puducherry	33247	28520	575
28	Punjab	128103	118767	4029
29	Rajasthan	175226	152573	1760
30	Sikkim	3601	3276	62
31	Tamil Nadu	690936	642152	10691
32	Telengana	224545	202577	1282
33	Tripura	29688	26748	331
35	Uttar Pradesh	456865	418685	6685
36	West Bengal	325028	284325	6119
Total number of confirmed cases in India		7594763	6730617	115236

