


Chandigarh's Fight Against COVID-19






CHDCOVID Mobile App

Know about
Quarantine cases sector wise, Hospitals,
Flu Clinics and quarantine centres in
Chandigarh on map

Apply for **COVID-19** movement pass for
emergency and essential services

Scan QR code & download





Foreign Returnees

ans / Plumbers / AC Mechanics for Providing Utility Services Across Various Zones in Chandigarh

3 months of Food Grains to Poor Families

Chemist Shops for Home Delivery of Medicines



Donate to COVID-19 Relief Fund of UT Chandigarh.

ement Pass



Updated List of Retail Grocery Shops for Home Delivery in Chandigarh

ISOLATION CENTERS SETUP

- » Government Medical College and Hospital (GMCH), Sector 32
- » Government Multi Speciality Hospital (GMSH), Sector 16
- » Post Graduate Institute of Medical Education & Research (PGIMER), Sector 12

OTHER DOCUMENTS

- » List of Individuals Home Quarantined
- » Helpline Numbers of States & Union Territories for COVID-19
- » Advisory - Social Distancing
- » Advisory for Hospitals and Medical Institutions
- » Latest Testing Guidelines of Indian Council of Medical Research (ICMR)
- » Guidelines for notifying COVID-19 affected persons by Private Institutions
- » Letter from Secretary, Dept of Higher Education/School Education regarding Digital / e-Learning
- » Updated Guidelines on Clinical Management of COVID-19



ABOUT COVID-19

Coronaviruses are a group of related viruses that cause diseases in mammals and birds. In humans, coronaviruses cause respiratory tract infections that can be mild, such as some cases of the common cold (among other possible causes, predominantly rhinoviruses), and others that can be lethal, such as SARS, MERS, and COVID-19. Symptoms in other species vary: in chickens, they cause an upper respiratory tract disease, while in cows and pigs they cause diarrhea. There are yet to be vaccines or antiviral drugs to prevent or treat human coronavirus infections.

Coronaviruses constitute the subfamily Orthocoronavirinae, in the family Coronaviridae, order Nidovirales, and realm Riboviria. They are enveloped viruses with a positive-sense single-stranded RNA genome and a nucleocapsid of helical symmetry. The genome size of coronaviruses ranges from approximately 27 to 34 kilobases, the largest among known RNA viruses. The name coronavirus is derived from the Latin corona, meaning & crown or & halo, which refers to the characteristic appearance reminiscent of a crown or a solar corona around the virions (virus particles) when viewed under two-dimensional transmission electron microscopy, due to the surface covering in club-shaped protein spikes. [Read More →](#)

Corona Stats For Chandigarh

Confirmed

13795

Recovered

12842
Deaths
209
Total Sampled
97841
Positive Cases
13795
Negative Cases
83454
Rejected Samples
592
Result Awaited
127

* Statistics sourced from Department of Health, Chandigarh

Home Quarantined : 41187

* Statistics sourced from Municipal Corporation, Chandigarh

Corona Stats For India

Confirmed
7652780
Recovered
6794626
Deaths
115969

Total Volunteer/Organization Registered

Individual volunteer
229
Organization
30

COVID19 STATEWISE STATUS (*including foreign nationals, as on 2020-10-21 08:00:00)

* Statistics sourced from The Ministry of Health and Family Welfare :-

S.No.	Name of State / UT	Total Confirmed cases *	Cured/Discharged/Migrated	Death
1	Andaman and Nicobar Islands	4141	3902	56
2	Andhra Pradesh	789553	749676	6481
3	Arunachal Pradesh	13778	11035	31
4	Assam	202073	174414	884
5	Bihar	207405	195046	1011
6	Chandigarh	13743	12724	209
7	Chhattisgarh	165279	137986	1584
8	Dadra and Nagar Haveli and Daman and Diu	3194	3153	2
9	Delhi	336750	306747	6081
10	Goa	41031	37275	555
11	Gujarat	161686	143790	3651
12	Haryana	152174	140436	1660
13	Himachal Pradesh	19357	16487	274
14	Jammu and Kashmir	88958	79437	1397
15	Jharkhand	97414	90385	849
16	Karnataka	776901	662329	10608
17	Kerala	353472	260243	1206
18	Ladakh	5695	4787	67
19	Lakshadweep	0	0	0
20	Madhya Pradesh	162178	146860	2811
21	Maharashtra	1609516	1392308	42453
22	Manipur	16062	12059	121
23	Meghalaya	8593	6497	76
24	Mizoram	2310	2165	0
25	Nagaland	8020	6334	28
26	Odisha	272250	252197	1168
27	Puducherry	33452	28774	577
28	Punjab	128590	119658	4037

29 S.No.	Rajasthan Name of State / UT	Total Confirmed cases *	155095 Cured/Discharged/Migrated	1774 Death
30	Sikkim	3643	3326	63
31	Tamil Nadu	694030	646555	10741
32	Telengana	226124	204388	1287
33	Tripura	29800	27013	332
35	Uttar Pradesh	459154	422024	6714
36	West Bengal	329057	287707	6180
Total number of confirmed cases in India		7652780	6794626	115969

Designed & Developed by **SPICINDIA**