

Chandigarh's Fight Against COVID-19

CHDCOVID Mobile App

Know about
Quarantine cases sector wise, Hospitals,
Flu Clinics and quarantine centres in
Chandigarh on map

**Apply for COVID-19 movement pass for
emergency and essential services**

**Scan QR code
& download**



NEW [Information for Foreign Returnees](#)

NEW [List of Electricians / Plumbers / AC Mechanics for Providing Utility Services Across Various Zones in Chandigarh](#)




NEW [Distribution of 3 months of Food Grains to Poor Families](#)

NEW [Updated List of Chemist Shops for Home Delivery of Medicines](#)








NEW [Donate to COVID-19 Relief Fund of UT Chandigarh.](#)

NEW [Apply For Movement Pass](#)

NEW [Updated List of Retail Grocery Shops for Home Delivery in Chandigarh](#)

-  Government Medical College and Hospital (GMCH), Sector 32
-  Government Multi Speciality Hospital (GMSH), Sector 16
-  Post Graduate Institute of Medical Education & Research (PGIMER), Sector 12

OTHER DOCUMENTS

-  [List of Individuals Home Quarantined](#)
-  [Helpline Numbers of States & Union Territories for COVID-19](#)
-  [Advisory - Social Distancing](#)
-  [Advisory for Hospitals and Medical Institutions](#)
-  [Latest Testing Guidelines of Indian Council of Medical Research \(ICMR\)](#)
-  [Guidelines for notifying COVID-19 affected persons by Private Institutions](#)
-  [Letter from Secretary, Dept of Higher Education/School Education regarding Digital / e-Learning](#)
-  [Updated Guidelines on Clinical Management of COVID-19](#)



ABOUT COVID-19

Coronaviruses are a group of related viruses that cause diseases in mammals and birds. In humans, coronaviruses cause respiratory tract infections that can be mild, such as some cases of the common cold (among other possible causes, predominantly rhinoviruses), and others that can be lethal, such as SARS, MERS, and COVID-19. Symptoms in other species vary: in chickens, they cause an upper respiratory tract disease, while in cows and pigs they cause diarrhea. There are yet to be vaccines or antiviral drugs to prevent or treat human coronavirus infections.

Coronaviruses constitute the subfamily Orthocoronavirinae, in the family Coronaviridae, order Nidovirales, and realm Riboviria. They are enveloped viruses with a positive-sense single-stranded RNA genome and a nucleocapsid of helical symmetry. The genome size of coronaviruses ranges from approximately 27 to 34 kilobases, the largest among known RNA viruses. The name coronavirus is derived from the Latin corona, meaning & crown or & halo, which refers to the characteristic appearance reminiscent of a crown or a solar corona around the virions (virus particles) when viewed under two-dimensional transmission electron microscopy, due to the surface covering in club-shaped protein spikes.

[Read More](#) 

Confirmed
13920
Recovered
13009
Deaths
214
Total Sampled
100045
Positive Cases
13920
Negative Cases
85522
Rejected Samples
603
Result Awaited
131
* Statistics sourced from Department of Health, Chandigarh
Home Quarantined : 41412
* Statistics sourced from Municipal Corporation, Chandigarh

Corona Stats For India

Confirmed
7763067
Recovered
6947844
Deaths
117365

Total Volunteer/Organization Registered

Individual volunteer
230
Organization
30

COVID19 STATEWISE STATUS (*including foreign nationals, as on 2020-10-23 08:00:00)

* Statistics sourced from The Ministry of Health and Family Welfare :-

S.No.	Name of State / UT	Total Confirmed cases *	Cured/Discharged/ Migrated	Death
1	Andaman and Nicobar Islands	4184	3937	57
2	Andhra Pradesh	796919	758138	6524
3	Arunachal Pradesh	14077	11407	32
4	Assam	203282	177662	896
5	Bihar	209447	197208	1026
6	Chandigarh	13848	12924	212
7	Chhattisgarh	170130	143212	1680
8	Dadra and Nagar Haveli and Daman and Diu	3213	3164	2
9	Delhi	344318	312918	6163
10	Goa	41586	38031	564
11	Gujarat	163959	146171	3667
12	Haryana	154495	142798	1688
13	Himachal Pradesh	19844	16937	284
14	Jammu and Kashmir	90166	80802	1412
15	Jharkhand	98610	91629	859

S.No.	Name of State / UT	Total Confirmed cases *	Cured/Discharged/ Migrated	Death
16	Karnataka	788551	684835	10770
17	Kerala	369323	274675	1255
18	Ladakh	5812	4902	68
19	Lakshadweep	0	0	0
20	Madhya Pradesh	164341	149353	2842
21	Maharashtra	1625197	1431856	42831
22	Manipur	16621	12393	127
23	Meghalaya	8720	6981	78
24	Mizoram	2359	2175	0
25	Nagaland	8296	6469	28
26	Odisha	276094	257041	1196
27	Puducherry	33832	29211	582
28	Punjab	129693	121155	4072
29	Rajasthan	180755	160614	1800
30	Sikkim	3727	3410	63
31	Tamil Nadu	700193	655170	10825
32	Telengana	229001	207326	1298
33	Tripura	30070	27502	339
35	Uttar Pradesh	463858	427937	6790
36	West Bengal	337283	294911	6308
Total number of confirmed cases in India		7763067	6947844	117365

