


Chandigarh's Fight Against COVID-19




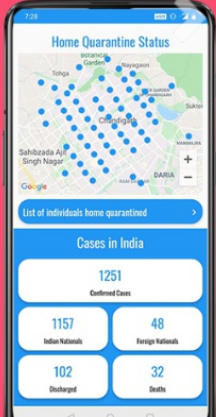

CHDCOVID Mobile App

Know about
Quarantine cases sector wise, Hospitals,
Flu Clinics and quarantine centres in
Chandigarh on map

Apply for **COVID-19** movement pass for
emergency and essential services

Scan QR code & download





Sign Returnees

Plumbers / AC Mechanics for Providing Utility Services Across Various Zones in Chandigarh

Months of Food Grains to Poor Families

Medicine Shops for Home Delivery of Medicines



Donate to COVID-19 Relief Fund of UT Chandigarh.

COVID-19 Movement Pass



Updated List of Retail Grocery Shops for Home Delivery in Chandigarh

ISOLATION CENTERS SETUP

- » Government Medical College and Hospital (GMCH), Sector 32
- » Government Multi Speciality Hospital (GMSH), Sector 16
- » Post Graduate Institute of Medical Education & Research (PGIMER), Sector 12

OTHER DOCUMENTS

- » List of Individuals Home Quarantined
- » Helpline Numbers of States & Union Territories for COVID-19
- » Advisory - Social Distancing
- » Advisory for Hospitals and Medical Institutions
- » Latest Testing Guidelines of Indian Council of Medical Research (ICMR)
- » Guidelines for notifying COVID-19 affected persons by Private Institutions
- » Letter from Secretary, Dept of Higher Education/School Education regarding Digital / e-Learning
- » Updated Guidelines on Clinical Management of COVID-19



ABOUT COVID-19

Coronaviruses are a group of related viruses that cause diseases in mammals and birds. In humans, coronaviruses cause respiratory tract infections that can be mild, such as some cases of the common cold (among other possible causes, predominantly rhinoviruses), and others that can be lethal, such as SARS, MERS, and COVID-19. Symptoms in other species vary: in chickens, they cause an upper respiratory tract disease, while in cows and pigs they cause diarrhea. There are yet to be vaccines or antiviral drugs to prevent or treat human coronavirus infections.

Coronaviruses constitute the subfamily Orthocoronavirinae, in the family Coronaviridae, order Nidovirales, and realm Riboviria. They are enveloped viruses with a positive-sense single-stranded RNA genome and a nucleocapsid of helical symmetry. The genome size of coronaviruses ranges from approximately 27 to 34 kilobases, the largest among known RNA viruses. The name coronavirus is derived from the Latin corona, meaning & crown or & halo, which refers to the characteristic appearance reminiscent of a crown or a solar corona around the virions (virus particles) when viewed under two-dimensional transmission electron microscopy, due to the surface covering in club-shaped protein spikes. [Read More →](#)

Corona Stats For Chandigarh

Confirmed

13977

Recovered

13087
Deaths
216
Total Sampled
100797
Positive Cases
13977
Negative Cases
86213
Rejected Samples
607
Result Awaited
116

* Statistics sourced from Department of Health, Chandigarh

Home Quarantined : 41477

* Statistics sourced from Municipal Corporation, Chandigarh

Corona Stats For India

Confirmed
7815363
Recovered
7013569
Deaths
118007

Total Volunteer/Organization Registered

Individual volunteer
230
Organization
30

COVID19 STATEWISE STATUS (*including foreign nationals, as on 2020-10-24 08:00:00)

* Statistics sourced from The Ministry of Health and Family Welfare :-

S.No.	Name of State / UT	Total Confirmed cases *	Cured/Discharged/Migrated	Death
1	Andaman and Nicobar Islands	4207	3945	58
2	Andhra Pradesh	800684	762419	6544
3	Arunachal Pradesh	14145	11613	33
4	Assam	203709	179846	900
5	Bihar	210196	198532	1034
6	Chandigarh	13920	13009	214
7	Chhattisgarh	172580	146222	1738
8	Dadra and Nagar Haveli and Daman and Diu	3220	3167	2
9	Delhi	348404	316214	6189
10	Goa	41813	38421	568
11	Gujarat	165071	147435	3673
12	Haryana	155765	143978	1705
13	Himachal Pradesh	20040	17135	285
14	Jammu and Kashmir	90752	81486	1424
15	Jharkhand	99045	92128	862
16	Karnataka	793907	693584	10821
17	Kerala	377834	280793	1281
18	Ladakh	5840	4984	68
19	Lakshadweep	0	0	0
20	Madhya Pradesh	165294	150678	2855
21	Maharashtra	1632544	1445103	43015
22	Manipur	16777	12562	132
23	Meghalaya	8801	7091	79
24	Mizoram	2387	2189	0
25	Nagaland	8436	6570	28
26	Odisha	277887	259418	1214
27	Puducherry	33986	29427	584
28	Punjab	130157	121735	4095

S.No.	Name of State / UT	Total Confirmed cases *	Cured/Discharged/Migrated	Death
29	Rajasthan	182370	162981	1814
30	Sikkim	3770	3465	63
31	Tamil Nadu	703250	659432	10858
32	Telengana	230274	209034	1303
33	Tripura	30135	27740	340
35	Uttar Pradesh	466060	430962	6830
36	West Bengal	341426	298587	6368
Total number of confirmed cases in India		7815363	7013569	118007

Designed & Developed by **SPICINDIA**