


Chandigarh's Fight Against COVID-19






CHDCOVID Mobile App

Know about
Quarantine cases sector wise, Hospitals,
Flu Clinics and quarantine centres in
Chandigarh on map

Apply for **COVID-19** movement pass for
emergency and essential services

Scan QR code & download





Foreign Returnees

ns / Plumbers / AC Mechanics for Providing Utility Services Across Various Zones in Chandigarh

months of Food Grains to Poor Families

Chemist Shops for Home Delivery of Medicines



Donate to COVID-19 Relief Fund of UT Chandigarh.

ment Pass



Updated List of Retail Grocery Shops for Home Delivery in Chandigarh

ISOLATION CENTERS SETUP

- » Government Medical College and Hospital (GMCH), Sector 32
- » Government Multi Speciality Hospital (GMSH), Sector 16
- » Post Graduate Institute of Medical Education & Research (PGIMER), Sector 12

OTHER DOCUMENTS

- » List of Individuals Home Quarantined
- » Helpline Numbers of States & Union Territories for COVID-19
- » Advisory - Social Distancing
- » Advisory for Hospitals and Medical Institutions
- » Latest Testing Guidelines of Indian Council of Medical Research (ICMR)
- » Guidelines for notifying COVID-19 affected persons by Private Institutions
- » Letter from Secretary, Dept of Higher Education/School Education regarding Digital / e-Learning
- » Updated Guidelines on Clinical Management of COVID-19



ABOUT COVID-19

Coronaviruses are a group of related viruses that cause diseases in mammals and birds. In humans, coronaviruses cause respiratory tract infections that can be mild, such as some cases of the common cold (among other possible causes, predominantly rhinoviruses), and others that can be lethal, such as SARS, MERS, and COVID-19. Symptoms in other species vary: in chickens, they cause an upper respiratory tract disease, while in cows and pigs they cause diarrhea. There are yet to be vaccines or antiviral drugs to prevent or treat human coronavirus infections.

Coronaviruses constitute the subfamily Orthocoronavirinae, in the family Coronaviridae, order Nidovirales, and realm Riboviria. They are enveloped viruses with a positive-sense single-stranded RNA genome and a nucleocapsid of helical symmetry. The genome size of coronaviruses ranges from approximately 27 to 34 kilobases, the largest among known RNA viruses. The name coronavirus is derived from the Latin corona, meaning & crown or & halo, which refers to the characteristic appearance reminiscent of a crown or a solar corona around the virions (virus particles) when viewed under two-dimensional transmission electron microscopy, due to the surface covering in club-shaped protein spikes. [Read More →](#)

Corona Stats For Chandigarh

Confirmed

14038

Recovered

13167
Deaths
218
Total Sampled
101219
Positive Cases
14038
Negative Cases
86568
Rejected Samples
613
Result Awaited
109

* Statistics sourced from Department of Health, Chandigarh

Home Quarantined : 41580

* Statistics sourced from Municipal Corporation, Chandigarh

Corona Stats For India

Confirmed
7866740
Recovered
7077406
Deaths
118593

Total Volunteer/Organization Registered

Individual volunteer
230
Organization
30

COVID19 STATEWISE STATUS (*including foreign nationals, as on 2020-10-25 08:00:00)

* Statistics sourced from The Ministry of Health and Family Welfare :-

S.No.	Name of State / UT	Total Confirmed cases *	Cured/Discharged/Migrated	Death
1	Andaman and Nicobar Islands	4225	3968	58
2	Andhra Pradesh	804026	765991	6566
3	Arunachal Pradesh	14211	11781	33
4	Assam	203967	182794	902
5	Bihar	211258	199757	1042
6	Chandigarh	13977	13087	216
7	Chhattisgarh	174591	148899	1793
8	Dadra and Nagar Haveli and Daman and Diu	3225	3173	2
9	Delhi	352520	319828	6225
10	Goa	42031	38769	570
11	Gujarat	166092	148448	3679
12	Haryana	157064	145196	1720
13	Himachal Pradesh	20213	17318	290
14	Jammu and Kashmir	91329	82219	1430
15	Jharkhand	99428	92598	864
16	Karnataka	798378	700737	10873
17	Kerala	386087	287261	1306
18	Ladakh	5913	5052	71
19	Lakshadweep	0	0	0
20	Madhya Pradesh	166298	151946	2875
21	Maharashtra	1638961	1455107	43152
22	Manipur	17022	12719	138
23	Meghalaya	8882	7228	80
24	Mizoram	2447	2198	0
25	Nagaland	8515	6668	30
26	Odisha	279582	262031	1229
27	Puducherry	34112	29614	586
28	Punjab	130640	122256	4107

29 S.No.	Rajasthan Name of State / UT	Total Confirmed cases*	165496 Cured/Discharged/Migrated	1826 Death
30	Sikkim	3819	3490	63
31	Tamil Nadu	706136	663456	10893
32	Telengana	231252	210480	1307
33	Tripura	30221	27886	343
35	Uttar Pradesh	468238	433703	6854
36	West Bengal	345574	302340	6427
Total number of confirmed cases in India		7866740	7077406	118593

Designed & Developed by **SPICINDIA**