


Chandigarh's Fight Against COVID-19




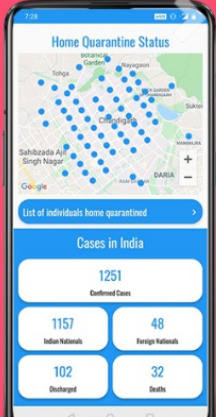

CHDCOVID Mobile App

Know about
Quarantine cases sector wise, Hospitals,
Flu Clinics and quarantine centres in
Chandigarh on map

Apply for **COVID-19** movement pass for
emergency and essential services

Scan QR code & download





Information for Foreign Returnees

List of Electricians / Plumbers / AC Mechanics for Providing Utility Services Across Various Zones in Chandigarh

Distribution of 3 months of Food Grains to Poor Families

Updated List of Chemist Shops for Home Delivery of Medicines

NEW

Donate to COVID-19 Relief Fund of UT Chandigarh.

Apply For Movement Pass

NEW

Updated List of Retail Grocery Shops for Home Delivery in Chandigarh

ISOLATION CENTERS SETUP

- » Government Medical College and Hospital (GMCH), Sector 32
- » Government Multi Speciality Hospital (GMSH), Sector 16
- » Post Graduate Institute of Medical Education & Research (PGIMER), Sector 12

OTHER DOCUMENTS

- » List of Individuals Home Quarantined
- » Helpline Numbers of States & Union Territories for COVID-19
- » Advisory - Social Distancing
- » Advisory for Hospitals and Medical Institutions
- » Latest Testing Guidelines of Indian Council of Medical Research (ICMR)
- » Guidelines for notifying COVID-19 affected persons by Private Institutions
- » Letter from Secretary, Dept of Higher Education/School Education regarding Digital / e-Learning
- » Updated Guidelines on Clinical Management of COVID-19



ABOUT COVID-19

Coronaviruses are a group of related viruses that cause diseases in mammals and birds. In humans, coronaviruses cause respiratory tract infections that can be mild, such as some cases of the common cold (among other possible causes, predominantly rhinoviruses), and others that can be lethal, such as SARS, MERS, and COVID-19. Symptoms in other species vary: in chickens, they cause an upper respiratory tract disease, while in cows and pigs they cause diarrhea. There are yet to be vaccines or antiviral drugs to prevent or treat human coronavirus infections.

Coronaviruses constitute the subfamily Orthocoronavirinae, in the family Coronaviridae, order Nidovirales, and realm Riboviria. They are enveloped viruses with a positive-sense single-stranded RNA genome and a nucleocapsid of helical symmetry. The genome size of coronaviruses ranges from approximately 27 to 34 kilobases, the largest among known RNA viruses. The name coronavirus is derived from the Latin corona, meaning & crown or & halo, which refers to the characteristic appearance reminiscent of a crown or a solar corona around the virions (virus particles) when viewed under two-dimensional transmission electron microscopy, due to the surface covering in club-shaped protein spikes. [Read More →](#)

Corona Stats For Chandigarh

Confirmed

13795

Recovered

12842
Deaths
209
Total Sampled
97841
Positive Cases
13795
Negative Cases
83454
Rejected Samples
592
Result Awaited
127

* Statistics sourced from Department of Health, Chandigarh

Home Quarantined : 41283

* Statistics sourced from Municipal Corporation, Chandigarh

Corona Stats For India

Confirmed
7708947
Recovered
6874067
Deaths
116673

Total Volunteer/Organization Registered

Individual volunteer
230
Organization
30

COVID19 STATEWISE STATUS (*including foreign nationals, as on 2020-10-22 08:00:00)

* Statistics sourced from The Ministry of Health and Family Welfare :-

S.No.	Name of State / UT	Total Confirmed cases *	Cured/Discharged/Migrated	Death
1	Andaman and Nicobar Islands	4168	3913	56
2	Andhra Pradesh	793299	754415	6508
3	Arunachal Pradesh	13912	11199	31
4	Assam	202774	176078	889
5	Bihar	208377	196240	1019
6	Chandigarh	13795	12842	209
7	Chhattisgarh	167639	140216	1628
8	Dadra and Nagar Haveli and Daman and Diu	3207	3161	2
9	Delhi	340436	310191	6128
10	Goa	41339	37683	557
11	Gujarat	162823	144970	3660
12	Haryana	153367	141506	1674
13	Himachal Pradesh	19621	16706	279
14	Jammu and Kashmir	89582	80092	1402
15	Jharkhand	98061	91004	851
16	Karnataka	782773	671618	10696
17	Kerala	361841	267082	1232
18	Ladakh	5781	4865	68
19	Lakshadweep	0	0	0
20	Madhya Pradesh	163296	148082	2828
21	Maharashtra	1617658	1415679	42633
22	Manipur	16267	12297	124
23	Meghalaya	8621	6674	77
24	Mizoram	2341	2174	0
25	Nagaland	8139	6428	28
26	Odisha	274181	254913	1181
27	Puducherry	33622	29016	580
28	Punjab	129088	120220	4060

29 S.No.	Rajasthan Name of State / UT	Total Confirmed cases *	157960 Cured/Discharged/Migrated	1788 Death
30	Sikkim	3677	3361	63
31	Tamil Nadu	697116	650856	10780
32	Telengana	227580	206105	1292
33	Tripura	29925	27252	334
35	Uttar Pradesh	461475	425356	6755
36	West Bengal	333126	291303	6244
Total number of confirmed cases in India		7708947	6874067	116673

Designed & Developed by **SPICINDIA**