


## Chandigarh's Fight Against COVID-19






### CHDCOVID Mobile App

Know about  
Quarantine cases sector wise, Hospitals,  
Flu Clinics and quarantine centres in  
Chandigarh on map

Apply for **COVID-19** movement pass for  
emergency and essential services

### Scan QR code & download





 Information for Foreign Returnees

 List of Electricians / Plumbers / AC Mechanics for Providing Utility Services Across Various Zones in Chandigarh

 Distribution of 3 months of Food Grains to Poor Families

 Updated List of Chemist Shops for Home Delivery of Medicines

 **NEW** Donate to COVID-19 Relief Fund of UT Chandigarh.

 Apply For Movement Pass

 **NEW** Updated List of Retail Grocery Shops for Home Delivery in Chandigarh

### ISOLATION CENTERS SETUP

- » Government Medical College and Hospital (GMCH), Sector 32
- » Government Multi Speciality Hospital (GMSH), Sector 16
- » Post Graduate Institute of Medical Education & Research (PGIMER), Sector 12

### OTHER DOCUMENTS

- » List of Individuals Home Quarantined
- » Helpline Numbers of States & Union Territories for COVID-19
- » Advisory - Social Distancing
- » Advisory for Hospitals and Medical Institutions
- » Latest Testing Guidelines of Indian Council of Medical Research (ICMR)
- » Guidelines for notifying COVID-19 affected persons by Private Institutions
- » Letter from Secretary, Dept of Higher Education/School Education regarding Digital / e-Learning
- » Updated Guidelines on Clinical Management of COVID-19



## ABOUT COVID-19

Coronaviruses are a group of related viruses that cause diseases in mammals and birds. In humans, coronaviruses cause respiratory tract infections that can be mild, such as some cases of the common cold (among other possible causes, predominantly rhinoviruses), and others that can be lethal, such as SARS, MERS, and COVID-19. Symptoms in other species vary: in chickens, they cause an upper respiratory tract disease, while in cows and pigs they cause diarrhea. There are yet to be vaccines or antiviral drugs to prevent or treat human coronavirus infections.

Coronaviruses constitute the subfamily Orthocoronavirinae, in the family Coronaviridae, order Nidovirales, and realm Riboviria. They are enveloped viruses with a positive-sense single-stranded RNA genome and a nucleocapsid of helical symmetry. The genome size of coronaviruses ranges from approximately 27 to 34 kilobases, the largest among known RNA viruses. The name coronavirus is derived from the Latin corona, meaning & crown or & halo, which refers to the characteristic appearance reminiscent of a crown or a solar corona around the virions (virus particles) when viewed under two-dimensional transmission electron microscopy, due to the surface covering in club-shaped protein spikes. [Read More →](#)

## Corona Stats For Chandigarh

Confirmed

14476

Recovered

13632
Deaths
226
Total Sampled
107851
Positive Cases
14476
Negative Cases
92724
Rejected Samples
651
Result Awaited
111

\* Statistics sourced from Department of Health, Chandigarh

Home Quarantined : 42246
--------------------------

\* Statistics sourced from Municipal Corporation, Chandigarh

## Corona Stats For India

Confirmed
7945975
Recovered
7198877
Deaths
119538

## Total Volunteer/Organization Registered

Individual volunteer
230
Organization
30

COVID19 STATEWISE STATUS (\*including foreign nationals, as on 2020-11-01 08:00:00)

\* Statistics sourced from The Ministry of Health and Family Welfare :-

S.No.	Name of State / UT	Total Confirmed cases *	Cured/Discharged/Migrated	Death
1	Andaman and Nicobar Islands	4332	4100	59
2	Andhra Pradesh	823348	792083	6690
3	Arunachal Pradesh	14852	12959	37
4	Assam	206351	196054	930
5	Bihar	216086	207480	1090
6	Chandigarh	14418	13551	226
7	Chhattisgarh	187270	163079	2101
8	Dadra and Nagar Haveli and Daman and Diu	3251	3210	2
9	Delhi	386706	347476	6511
10	Goa	43626	40678	604
11	Gujarat	172782	155982	3716
12	Haryana	167210	153230	1789
13	Himachal Pradesh	22059	18862	317
14	Jammu and Kashmir	94785	86888	1478
15	Jharkhand	101761	95575	884
16	Karnataka	823412	757208	11168
17	Kerala	433105	340324	1484
18	Ladakh	6270	5539	75
19	Lakshadweep	0	0	0
20	Madhya Pradesh	171359	159479	2951
21	Maharashtra	1678406	1510353	43911
22	Manipur	18502	14862	168
23	Meghalaya	9452	8345	88
24	Mizoram	2753	2291	1
25	Nagaland	9047	7454	39
26	Odisha	290116	275749	1320
27	Puducherry	35013	30724	592
28	Punjab	133658	125198	4203

S.No.	Name of State / UT	Total Confirmed cases *	Cured/Discharged/Migrated	Death
29	Rajasthan	19893	179984	1907
30	Sikkim	3940	3617	72
31	Tamil Nadu	724522	691236	11122
32	Telengana	240048	220466	1341
33	Tripura	30794	29048	346
35	Uttar Pradesh	481863	451070	7025
36	West Bengal	373664	329937	6841
Total number of confirmed cases in India		7945975	7198877	119538

Designed & Developed by **SPICINDIA**