


Chandigarh's Fight Against COVID-19






CHDCOVID Mobile App

Know about
Quarantine cases sector wise, Hospitals,
Flu Clinics and quarantine centres in
Chandigarh on map

Apply for **COVID-19** movement pass for
emergency and essential services

Scan QR code & download





NEW Information for Foreign Returnees

NEW List of Electricians / Plumbers / AC Mechanics for Providing Utility Services Across Various Zones in Chandigarh

NEW Distribution of 3 months of Food Grains to Poor Families

NEW Updated List of Chemist Shops for Home Delivery of Medicines

NEW Donate to COVID-19 Relief Fund of UT Chandigarh.

NEW Apply For Movement Pass

NEW Updated List of Retail Grocery Shops for Home Delivery in Chandigarh

ISOLATION CENTERS SETUP

- » Government Medical College and Hospital (GMCH), Sector 32
- » Government Multi Speciality Hospital (GMSH), Sector 16
- » Post Graduate Institute of Medical Education & Research (PGIMER), Sector 12

OTHER DOCUMENTS

- » List of Individuals Home Quarantined
- » Helpline Numbers of States & Union Territories for COVID-19
- » Advisory - Social Distancing
- » Advisory for Hospitals and Medical Institutions
- » Latest Testing Guidelines of Indian Council of Medical Research (ICMR)
- » Guidelines for notifying COVID-19 affected persons by Private Institutions
- » Letter from Secretary, Dept of Higher Education/School Education regarding Digital / e-Learning
- » Updated Guidelines on Clinical Management of COVID-19



ABOUT COVID-19

Coronaviruses are a group of related viruses that cause diseases in mammals and birds. In humans, coronaviruses cause respiratory tract infections that can be mild, such as some cases of the common cold (among other possible causes, predominantly rhinoviruses), and others that can be lethal, such as SARS, MERS, and COVID-19. Symptoms in other species vary: in chickens, they cause an upper respiratory tract disease, while in cows and pigs they cause diarrhea. There are yet to be vaccines or antiviral drugs to prevent or treat human coronavirus infections.

Coronaviruses constitute the subfamily Orthocoronavirinae, in the family Coronaviridae, order Nidovirales, and realm Riboviria. They are enveloped viruses with a positive-sense single-stranded RNA genome and a nucleocapsid of helical symmetry. The genome size of coronaviruses ranges from approximately 27 to 34 kilobases, the largest among known RNA viruses. The name coronavirus is derived from the Latin corona, meaning & crown or & halo, which refers to the characteristic appearance reminiscent of a crown or a solar corona around the virions (virus particles) when viewed under two-dimensional transmission electron microscopy, due to the surface covering in club-shaped protein spikes. [Read More →](#)

Corona Stats For Chandigarh

Confirmed

14476

Recovered

13632
Deaths
226
Total Sampled
107851
Positive Cases
14476
Negative Cases
92724
Rejected Samples
651
Result Awaited
111

* Statistics sourced from Department of Health, Chandigarh

Home Quarantined : 42377

* Statistics sourced from Municipal Corporation, Chandigarh

Corona Stats For India

Confirmed
7945975
Recovered
7198877
Deaths
119538

Total Volunteer/Organization Registered

Individual volunteer
230
Organization
30

COVID19 STATEWISE STATUS (*including foreign nationals, as on 2020-11-02 08:00:00)

* Statistics sourced from The Ministry of Health and Family Welfare :-

S.No.	Name of State / UT	Total Confirmed cases *	Cured/Discharged/Migrated	Death
1	Andaman and Nicobar Islands	4340	4112	60
2	Andhra Pradesh	825966	795592	6706
3	Arunachal Pradesh	14881	13073	37
4	Assam	206517	196784	931
5	Bihar	216707	208644	1097
6	Chandigarh	14476	13632	226
7	Chhattisgarh	188813	164537	2150
8	Dadra and Nagar Haveli and Daman and Diu	3255	3219	2
9	Delhi	392370	351635	6562
10	Goa	43768	40915	609
11	Gujarat	173642	157110	3721
12	Haryana	168880	154451	1795
13	Himachal Pradesh	22264	18965	326
14	Jammu and Kashmir	95325	87517	1482
15	Jharkhand	102087	95973	885
16	Karnataka	827064	765261	11192
17	Kerala	440130	348835	1512
18	Ladakh	6287	5629	75
19	Lakshadweep	0	0	0
20	Madhya Pradesh	172082	160586	2958
21	Maharashtra	1683775	1514079	44024
22	Manipur	18750	15065	171
23	Meghalaya	9607	8462	90
24	Mizoram	2757	2323	1
25	Nagaland	9075	7535	39
26	Odisha	291825	277564	1331
27	Puducherry	35109	31345	595
28	Punjab	133975	125566	4214

29 S.No.	Rajasthan Name of State / UT	Total Confirmed cases *	181575 Cured/Discharged/Migrated	1917 Death
30	Sikkim	3958	3651	73
31	Tamil Nadu	727026	694880	11152
32	Telengana	240970	221992	1348
33	Tripura	30852	29234	348
35	Uttar Pradesh	483832	453458	7051
36	West Bengal	377651	333990	6900
Total number of confirmed cases in India		7945975	7198877	119538

Designed & Developed by **SPICINDIA**