


Chandigarh's Fight Against COVID-19




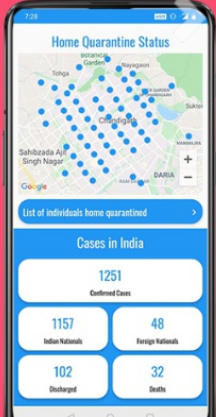

CHDCOVID Mobile App

Know about
Quarantine cases sector wise, Hospitals,
Flu Clinics and quarantine centres in
Chandigarh on map

Apply for **COVID-19** movement pass for
emergency and essential services

Scan QR code & download





Information for Foreign Returnees

List of Electricians / Plumbers / AC Mechanics for Providing Utility Services Across Various Zones in Chandigarh

Distribution of 3 months of Food Grains to Poor Families

Updated List of Chemist Shops for Home Delivery of Medicines

NEW Donate to COVID-19 Relief Fund of UT Chandigarh.

Apply For Movement Pass

NEW Updated List of Retail Grocery Shops for Home Delivery in Chandigarh

ISOLATION CENTERS SETUP

- » Government Medical College and Hospital (GMCH), Sector 32
- » Government Multi Speciality Hospital (GMSH), Sector 16
- » Post Graduate Institute of Medical Education & Research (PGIMER), Sector 12

OTHER DOCUMENTS

- » Helpline Numbers of States & Union Territories for COVID-19
- » Advisory - Social Distancing
- » Advisory for Hospitals and Medical Institutions
- » Latest Testing Guidelines of Indian Council of Medical Research (ICMR)
- » Guidelines for notifying COVID-19 affected persons by Private Institutions
- » Letter from Secretary, Dept of Higher Education/School Education regarding Digital / e-Learning
- » Updated Guidelines on Clinical Management of COVID-19



ABOUT COVID-19

Coronaviruses are a group of related viruses that cause diseases in mammals and birds. In humans, coronaviruses cause respiratory tract infections that can be mild, such as some cases of the common cold (among other possible causes, predominantly rhinoviruses), and others that can be lethal, such as SARS, MERS, and COVID-19. Symptoms in other species vary: in chickens, they cause an upper respiratory tract disease, while in cows and pigs they cause diarrhea. There are yet to be vaccines or antiviral drugs to prevent or treat human coronavirus infections.

Coronaviruses constitute the subfamily Orthocoronavirinae, in the family Coronaviridae, order Nidovirales, and realm Riboviria. They are enveloped viruses with a positive-sense single-stranded RNA genome and a nucleocapsid of helical symmetry. The genome size of coronaviruses ranges from approximately 27 to 34 kilobases, the largest among known RNA viruses. The name coronavirus is derived from the Latin corona, meaning & crown or & halo, which refers to the characteristic appearance reminiscent of a crown or a solar corona around the virions (virus particles) when viewed under two-dimensional transmission electron microscopy, due to the surface covering in club-shaped protein spikes. [Read More →](#)

Corona Stats For Chandigarh

Confirmed

14794

Recovered

13862

Deaths
229
Total Sampled
112391
Positive Cases
14794
Negative Cases
96925
Rejected Samples
672
Result Awaited
131

* Statistics sourced from Department of Health, Chandigarh

Home Quarantined : 42737

* Statistics sourced from Municipal Corporation, Chandigarh

Corona Stats For India

Confirmed
7945975
Recovered
7198877
Deaths
119538

Total Volunteer/Organization Registered

Individual volunteer
230
Organization
30

COVID19 STATEWISE STATUS (*including foreign nationals, as on 2020-11-03 08:00:00)

* Statistics sourced from The Ministry of Health and Family Welfare :-

S.No.	Name of State / UT	Total Confirmed cases *	Cured/Discharged/Migrated	Death
1	Andaman and Nicobar Islands	4352	4132	60
2	Andhra Pradesh	827882	798625	6719
3	Arunachal Pradesh	14998	13238	38
4	Assam	206982	197569	932
5	Bihar	217277	209582	1101
6	Chandigarh	14528	13708	227
7	Chhattisgarh	190513	166391	2208
8	Dadra and Nagar Haveli and Daman and Diu	3257	3221	2
9	Delhi	396371	356459	6604
10	Goa	43954	41123	616
11	Gujarat	174517	158114	3725
12	Haryana	170446	155717	1810
13	Himachal Pradesh	22598	19304	336
14	Jammu and Kashmir	95710	88140	1490
15	Jharkhand	102490	96485	886
16	Karnataka	829640	773595	11221
17	Kerala	444268	355943	1533
18	Ladakh	6357	5671	76
19	Lakshadweep	0	0	0
20	Madhya Pradesh	172717	161454	2965
21	Maharashtra	1687784	1524304	44128
22	Manipur	19091	15343	180
23	Meghalaya	9678	8579	90
24	Mizoram	2792	2347	1
25	Nagaland	9096	7689	42
26	Odisha	293214	279091	1340
27	Puducherry	35178	31827	595
28	Punjab	134371	125961	4227
29	Rajasthan	200495	182680	1926

30	Sikkim	3967 Total Confirmed	3655	73
S.No.	Name of State / UT	cases *	Cured/Discharged/Migrated	Death
31	Tamil Nadu	729507	698820	11183
32	Telengana	242506	223413	1351
33	Tripura	30989	29318	350
35	Uttar Pradesh	485609	455498	7076
36	West Bengal	381608	338075	6957
Total number of confirmed cases in India		7945975	7198877	119538

Designed & Developed by **SPICINDIA**