

Chandigarh's Fight Against COVID-19

CHDCOVID Mobile App

Know about
Quarantine cases sector wise, Hospitals,
Flu Clinics and quarantine centres in
Chandigarh on map

**Apply for COVID-19 movement pass for
emergency and essential services**

**Scan QR code
& download**



NEW [Information for Foreign Returnees](#)

NEW [List of Electricians / Plumbers / AC Mechanics for Providing Utility Services Across Various Zones in Chandigarh](#)




NEW [Distribution of 3 months of Food Grains to Poor Families](#)

NEW [Updated List of Chemist Shops for Home Delivery of Medicines](#)








NEW [Donate to COVID-19 Relief Fund of UT Chandigarh.](#)

NEW [Apply For Movement Pass](#)

NEW [Updated List of Retail Grocery Shops for Home Delivery in Chandigarh](#)

-  Government Medical College and Hospital (GMCH), Sector 32
-  Government Multi Speciality Hospital (GMSH), Sector 16
-  Post Graduate Institute of Medical Education & Research (PGIMER), Sector 12

OTHER DOCUMENTS

-  [Helpline Numbers of States & Union Territories for COVID-19](#)
-  [Advisory - Social Distancing](#)
-  [Advisory for Hospitals and Medical Institutions](#)
-  [Latest Testing Guidelines of Indian Council of Medical Research \(ICMR\)](#)
-  [Guidelines for notifying COVID-19 affected persons by Private Institutions](#)
-  [Letter from Secretary, Dept of Higher Education/School Education regarding Digital / e-Learning](#)
-  [Updated Guidelines on Clinical Management of COVID-19](#)



ABOUT COVID-19

Coronaviruses are a group of related viruses that cause diseases in mammals and birds. In humans, coronaviruses cause respiratory tract infections that can be mild, such as some cases of the common cold (among other possible causes, predominantly rhinoviruses), and others that can be lethal, such as SARS, MERS, and COVID-19. Symptoms in other species vary: in chickens, they cause an upper respiratory tract disease, while in cows and pigs they cause diarrhea. There are yet to be vaccines or antiviral drugs to prevent or treat human coronavirus infections.

Coronaviruses constitute the subfamily Orthocoronavirinae, in the family Coronaviridae, order Nidovirales, and realm Riboviria. They are enveloped viruses with a positive-sense single-stranded RNA genome and a nucleocapsid of helical symmetry. The genome size of coronaviruses ranges from approximately 27 to 34 kilobases, the largest among known RNA viruses. The name coronavirus is derived from the Latin corona, meaning & crown or & halo, which refers to the characteristic appearance reminiscent of a crown or a solar corona around the virions (virus particles) when viewed under two-dimensional transmission electron microscopy, due to the surface covering in club-shaped protein spikes.

[Read More](#) 

Corona Stats For Chandigarh	
Confirmed	14927
Recovered	13925
Deaths	230
Total Sampled	113593
Positive Cases	14927
Negative Cases	99991
Rejected Samples	675
Result Awaited	145
* Statistics sourced from Department of Health, Chandigarh	
Home Quarantined : 42969	
* Statistics sourced from Municipal Corporation, Chandigarh	

Corona Stats For India

Confirmed
7945975
Recovered
7198877
Deaths
119538

Total Volunteer/Organization Registered

Individual volunteer
230
Organization
30

COVID19 STATEWISE STATUS (*including foreign nationals, as on 2020-11-06 08:00:00)

* Statistics sourced from The Ministry of Health and Family Welfare :-

S.No.	Name of State / UT	Total Confirmed cases *	Cured/Discharged/ Migrated	Death
1	Andaman and Nicobar Islands	4403	4175	60
2	Andhra Pradesh	835953	807318	6757
3	Arunachal Pradesh	15244	13580	43
4	Assam	208054	199458	934
5	Bihar	219349	211872	1121
6	Chandigarh	14794	13862	229
7	Chhattisgarh	196233	170760	2360
8	Dadra and Nagar Haveli and Daman and Diu	3268	3230	2
9	Delhi	416653	371155	6769
10	Goa	44544	41849	630
11	Gujarat	177436	161388	3744
12	Haryana	176146	159643	1859
13	Himachal Pradesh	23809	19780	361
14	Jammu and Kashmir	97224	89905	1517
15	Jharkhand	103543	97964	894

S.No.	Name of State / UT	Total Confirmed cases *	Cured/Discharged/Migrated	Death
16	Karnataka	838929	794503	11312
17	Kerala	466466	380650	1613
18	Ladakh	6633	5802	79
19	Lakshadweep	0	0	0
20	Madhya Pradesh	174825	164067	2992
21	Maharashtra	1703444	1551282	44804
22	Manipur	19725	15750	189
23	Meghalaya	9893	8813	91
24	Mizoram	2990	2473	2
25	Nagaland	9264	8161	45
26	Odisha	297274	283533	1378
27	Puducherry	35550	33123	597
28	Punjab	135834	126932	4281
29	Rajasthan	205800	187544	1955
30	Sikkim	4093	3778	75
31	Tamil Nadu	736777	706444	11272
32	Telengana	247284	226646	1366
33	Tripura	31347	29666	354
35	Uttar Pradesh	491354	461073	7131
36	West Bengal	393524	350449	7122
Total number of confirmed cases in India		7945975	7198877	119538

