


## Chandigarh's Fight Against COVID-19




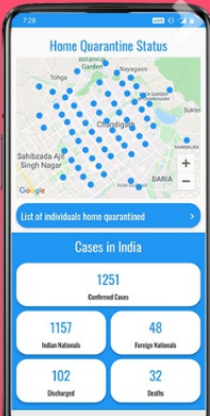

### CHDCOVID Mobile App

Know about  
Quarantine cases sector wise, Hospitals,  
Flu Clinics and quarantine centres in  
Chandigarh on map

Apply for **COVID-19** movement pass for  
emergency and essential services

### Scan QR code & download





 Information for Foreign Returnees

 List of Electricians / Plumbers / AC Mechanics for Providing Utility Services Across Various Zones in Chandigarh

 Distribution of 3 months of Food Grains to Poor Families

 Updated List of Chemist Shops for Home Delivery of Medicines

**NEW**

Donate to COVID-19 Relief Fund of UT Chandigarh.

 Apply For Movement Pass

**NEW**

Updated List of Retail Grocery Shops for Home Delivery in Chandigarh

### ISOLATION CENTERS SETUP

- » Government Medical College and Hospital (GMCH), Sector 32
- » Government Multi Speciality Hospital (GMSH), Sector 16
- » Post Graduate Institute of Medical Education & Research (PGIMER), Sector 12

### OTHER DOCUMENTS

- » Helpline Numbers of States & Union Territories for COVID-19
- » Advisory - Social Distancing
- » Advisory for Hospitals and Medical Institutions
- » Latest Testing Guidelines of Indian Council of Medical Research (ICMR)
- » Guidelines for notifying COVID-19 affected persons by Private Institutions
- » Letter from Secretary, Dept of Higher Education/School Education regarding Digital / e-Learning
- » Updated Guidelines on Clinical Management of COVID-19



## ABOUT COVID-19

Coronaviruses are a group of related viruses that cause diseases in mammals and birds. In humans, coronaviruses cause respiratory tract infections that can be mild, such as some cases of the common cold (among other possible causes, predominantly rhinoviruses), and others that can be lethal, such as SARS, MERS, and COVID-19. Symptoms in other species vary: in chickens, they cause an upper respiratory tract disease, while in cows and pigs they cause diarrhea. There are yet to be vaccines or antiviral drugs to prevent or treat human coronavirus infections.

Coronaviruses constitute the subfamily Orthocoronavirinae, in the family Coronaviridae, order Nidovirales, and realm Riboviria. They are enveloped viruses with a positive-sense single-stranded RNA genome and a nucleocapsid of helical symmetry. The genome size of coronaviruses ranges from approximately 27 to 34 kilobases, the largest among known RNA viruses. The name coronavirus is derived from the Latin corona, meaning & crown or & halo, which refers to the characteristic appearance reminiscent of a crown or a solar corona around the virions (virus particles) when viewed under two-dimensional transmission electron microscopy, due to the surface covering in club-shaped protein spikes. [Read More →](#)

## Corona Stats For Chandigarh

Confirmed

15249

Recovered

14110

Deaths
237
Total Sampled
116839
Positive Cases
15249
Negative Cases
100898
Rejected Samples
692
Result Awaited
122

\* Statistics sourced from Department of Health, Chandigarh

Home Quarantined : 43659
--------------------------

\* Statistics sourced from Municipal Corporation, Chandigarh

## Corona Stats For India

Confirmed
7945975
Recovered
7198877
Deaths
119538

## Total Volunteer/Organization Registered

Individual volunteer
230
Organization
30

COVID19 STATEWISE STATUS (\*including foreign nationals, as on 2020-11-07 08:00:00)

\* Statistics sourced from The Ministry of Health and Family Welfare :-

S.No.	Name of State / UT	Total Confirmed cases *	Cured/Discharged/Migrated	Death
1	Andaman and Nicobar Islands	4420	4194	60
2	Andhra Pradesh	838363	809770	6768
3	Arunachal Pradesh	15325	13679	43
4	Assam	208389	200384	938
5	Bihar	220099	212452	1129
6	Chandigarh	14927	13925	230
7	Chhattisgarh	197991	172513	2412
8	Dadra and Nagar Haveli and Daman and Diu	3272	3233	2
9	Delhi	423831	377276	6833
10	Goa	44747	42056	633
11	Gujarat	178471	162709	3748
12	Haryana	178413	161176	1880
13	Himachal Pradesh	24239	20033	361
14	Jammu and Kashmir	97805	90537	1523
15	Jharkhand	103899	98365	895
16	Karnataka	841889	797204	11347
17	Kerala	473468	388504	1640
18	Ladakh	6718	5854	80
19	Lakshadweep	0	0	0
20	Madhya Pradesh	175603	164923	3004
21	Maharashtra	1710314	1562342	44965
22	Manipur	19891	16092	191
23	Meghalaya	9979	8904	91
24	Mizoram	3032	2485	2
25	Nagaland	9327	8282	45
26	Odisha	298768	285174	1393
27	Puducherry	35675	33437	598
28	Punjab	136481	127304	4295
29	Rajasthan	207597	189354	1966

30	Sikkim	4144	3786	75
<b>S.No.</b>	<b>Name of State / UT</b>	<b>Total Confirmed cases *</b>	<b>Cured/Discharged/Migrated</b>	<b>Death</b>
31	Tamil Nadu	739147	708846	11299
32	Telengana	248891	227583	1372
33	Tripura	31434	29792	356
35	Uttar Pradesh	493527	463240	7155
36	West Bengal	397466	354732	7177
Total number of confirmed cases in India		7945975	7198877	119538

Designed & Developed by **SPICINDIA**