


## Chandigarh's Fight Against COVID-19




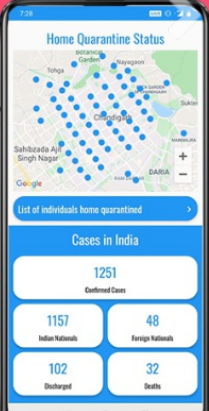

### CHDCOVID Mobile App

Know about  
Quarantine cases sector wise, Hospitals,  
Flu Clinics and quarantine centres in  
Chandigarh on map

Apply for **COVID-19** movement pass for  
emergency and essential services

### Scan QR code & download





Information for Foreign Returnees

List of Electricians / Plumbers / AC Mechanics for Providing Utility Services Across Various Zones in Chandigarh

Distribution of 3 months of Food Grains to Poor Families

Updated List of Chemist Shops for Home Delivery of Medicines

**NEW**

Donate to COVID-19 Relief Fund of UT Chandigarh.

Apply For Movement Pass

**NEW**

Updated List of Retail Grocery Shops for Home Delivery in Chandigarh

### ISOLATION CENTERS SETUP

- » Government Medical College and Hospital (GMCH), Sector 32
- » Government Multi Speciality Hospital (GMSH), Sector 16
- » Post Graduate Institute of Medical Education & Research (PGIMER), Sector 12

### OTHER DOCUMENTS

- » Helpline Numbers of States & Union Territories for COVID-19
- » Advisory - Social Distancing
- » Advisory for Hospitals and Medical Institutions
- » Latest Testing Guidelines of Indian Council of Medical Research (ICMR)
- » Guidelines for notifying COVID-19 affected persons by Private Institutions
- » Letter from Secretary, Dept of Higher Education/School Education regarding Digital / e-Learning
- » Updated Guidelines on Clinical Management of COVID-19



## ABOUT COVID-19

Coronaviruses are a group of related viruses that cause diseases in mammals and birds. In humans, coronaviruses cause respiratory tract infections that can be mild, such as some cases of the common cold (among other possible causes, predominantly rhinoviruses), and others that can be lethal, such as SARS, MERS, and COVID-19. Symptoms in other species vary: in chickens, they cause an upper respiratory tract disease, while in cows and pigs they cause diarrhea. There are yet to be vaccines or antiviral drugs to prevent or treat human coronavirus infections.

Coronaviruses constitute the subfamily Orthocoronavirinae, in the family Coronaviridae, order Nidovirales, and realm Riboviria. They are enveloped viruses with a positive-sense single-stranded RNA genome and a nucleocapsid of helical symmetry. The genome size of coronaviruses ranges from approximately 27 to 34 kilobases, the largest among known RNA viruses. The name coronavirus is derived from the Latin corona, meaning & crown or & halo, which refers to the characteristic appearance reminiscent of a crown or a solar corona around the virions (virus particles) when viewed under two-dimensional transmission electron microscopy, due to the surface covering in club-shaped protein spikes. [Read More →](#)

## Corona Stats For Chandigarh

Confirmed

15543

Recovered

14297

Deaths
244
Total Sampled
120681
Positive Cases
15543
Negative Cases
104431
Rejected Samples
707
Result Awaited
128

\* Statistics sourced from Department of Health, Chandigarh

Home Quarantined : 44026
--------------------------

\* Statistics sourced from Municipal Corporation, Chandigarh

## Corona Stats For India

Confirmed
7945975
Recovered
7198877
Deaths
119538

## Total Volunteer/Organization Registered

Individual volunteer
230
Organization
30

COVID19 STATEWISE STATUS (\*including foreign nationals, as on 2020-11-10 08:00:00)

\* Statistics sourced from The Ministry of Health and Family Welfare :-

S.No.	Name of State / UT	Total Confirmed cases *	Cured/Discharged/Migrated	Death
1	Andaman and Nicobar Islands	4463	4239	60
2	Andhra Pradesh	844359	816322	6802
3	Arunachal Pradesh	15484	13966	46
4	Assam	209117	201842	947
5	Bihar	222917	215263	1151
6	Chandigarh	15249	14110	237
7	Chhattisgarh	202523	178838	2464
8	Dadra and Nagar Haveli and Daman and Diu	3274	3249	2
9	Delhi	443552	396697	7060
10	Goa	45209	42678	647
11	Gujarat	181508	165452	3765
12	Haryana	185231	166595	1919
13	Himachal Pradesh	26197	20621	384
14	Jammu and Kashmir	99352	92245	1542
15	Jharkhand	104688	99532	905
16	Karnataka	848850	804485	11410
17	Kerala	489702	408460	1714
18	Ladakh	6934	6003	85
19	Lakshadweep	0	0	0
20	Madhya Pradesh	178168	167084	3034
21	Maharashtra***	1723135	1581373	45325
22	Manipur	20558	17259	198
23	Meghalaya	10230	9112	94
24	Mizoram	3156	2656	2
25	Nagaland	9503	8513	46
26	Odisha	302793	289689	1441
27	Puducherry	35900	34212	602
28	Punjab	137999	128727	4338
29	Rajasthan	213169	194629	1998

30	Sikkim	4257	3910	79
<b>S.No.</b>	<b>Name of State / UT</b>	<b>Total Confirmed cases *</b>	<b>Cured/Discharged/Migrated</b>	<b>Death</b>
31	Tamil Nadu	746079	715892	11362
32	Telengana	252455	232489	1385
33	Tripura	31622	30009	359
35	Uttar Pradesh	499199	469003	7231
36	West Bengal	409221	367850	7350
Total number of confirmed cases in India		7945975	7198877	119538

Designed & Developed by **SPICINDIA**