


Chandigarh's Fight Against COVID-19




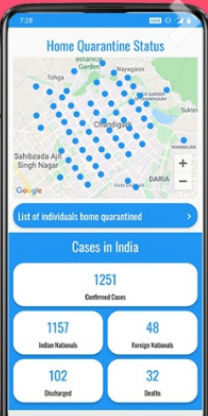

CHDCOVID Mobile App

Know about
Quarantine cases sector wise, Hospitals,
Flu Clinics and quarantine centres in
Chandigarh on map

Apply for **COVID-19** movement pass for
emergency and essential services

Scan QR code & download





Information for Foreign Returnees

List of Electricians / Plumbers / AC Mechanics for Providing Utility Services Across Various Zones in Chandigarh

Distribution of 3 months of Food Grains to Poor Families

Updated List of Chemist Shops for Home Delivery of Medicines

NEW

Donate to COVID-19 Relief Fund of UT Chandigarh.

Apply For Movement Pass

NEW

Updated List of Retail Grocery Shops for Home Delivery in Chandigarh

ISOLATION CENTERS SETUP

- » Government Medical College and Hospital (GMCH), Sector 32
- » Government Multi Speciality Hospital (GMSH), Sector 16
- » Post Graduate Institute of Medical Education & Research (PGIMER), Sector 12

OTHER DOCUMENTS

- » Helpline Numbers of States & Union Territories for COVID-19
- » Advisory - Social Distancing
- » Advisory for Hospitals and Medical Institutions
- » Latest Testing Guidelines of Indian Council of Medical Research (ICMR)
- » Guidelines for notifying COVID-19 affected persons by Private Institutions
- » Letter from Secretary, Dept of Higher Education/School Education regarding Digital / e-Learning
- » Updated Guidelines on Clinical Management of COVID-19



ABOUT COVID-19

Coronaviruses are a group of related viruses that cause diseases in mammals and birds. In humans, coronaviruses cause respiratory tract infections that can be mild, such as some cases of the common cold (among other possible causes, predominantly rhinoviruses), and others that can be lethal, such as SARS, MERS, and COVID-19. Symptoms in other species vary: in chickens, they cause an upper respiratory tract disease, while in cows and pigs they cause diarrhea. There are yet to be vaccines or antiviral drugs to prevent or treat human coronavirus infections.

Coronaviruses constitute the subfamily Orthocoronavirinae, in the family Coronaviridae, order Nidovirales, and realm Riboviria. They are enveloped viruses with a positive-sense single-stranded RNA genome and a nucleocapsid of helical symmetry. The genome size of coronaviruses ranges from approximately 27 to 34 kilobases, the largest among known RNA viruses. The name coronavirus is derived from the Latin corona, meaning & crown or & halo, which refers to the characteristic appearance reminiscent of a crown or a solar corona around the virions (virus particles) when viewed under two-dimensional transmission electron microscopy, due to the surface covering in club-shaped protein spikes. [Read More →](#)

Corona Stats For Chandigarh

Confirmed

15636

Recovered

14381

Deaths
246
Total Sampled
121484
Positive Cases
15636
Negative Cases
105136
Rejected Samples
712
Result Awaited
96

* Statistics sourced from Department of Health, Chandigarh

Home Quarantined : 44195

* Statistics sourced from Municipal Corporation, Chandigarh

Corona Stats For India

Confirmed
7945975
Recovered
7198877
Deaths
119538

Total Volunteer/Organization Registered

Individual volunteer
230
Organization
30

COVID19 STATEWISE STATUS (*including foreign nationals, as on 2020-11-13 08:00:00)

* Statistics sourced from The Ministry of Health and Family Welfare :-

S.No.	Name of State / UT	Total Confirmed cases *	Cured/Discharged/Migrated	Death
1	Andaman and Nicobar Islands	4507	4282	61
2	Andhra Pradesh	849705	822011	6837
3	Arunachal Pradesh	15701	14214	47
4	Assam	209835	204079	957
5	Bihar	224524	217594	1167
6	Chandigarh	15543	14297	244
7	Chhattisgarh	207740	185152	2527
8	Dadra and Nagar Haveli and Daman and Diu	3278	3255	2
9	Delhi	467028	416580	7332
10	Goa	45605	43221	656
11	Gujarat	184964	168858	3785
12	Haryana	193111	172265	1979
13	Himachal Pradesh	28183	21607	411
14	Jammu and Kashmir	100968	93824	1566
15	Jharkhand	105493	100908	917
16	Karnataka	855912	814949	11474
17	Kerala	508256	428529	1796
18	Ladakh	7211	6151	89
19	Lakshadweep	0	0	0
20	Madhya Pradesh	180997	169260	3065
21	Maharashtra	1736329	1605064	45682
22	Manipur	21211	17889	207
23	Meghalaya	10511	9368	98
24	Mizoram	3309	2739	2
25	Nagaland	9615	8776	50
26	Odisha	305986	293741	1483
27	Puducherry	36179	34501	607
28	Punjab	139869	130018	4412
29	Rajasthan	219327	199943	2032

30	Sikkim	4368	4019	85
S.No.	Name of State / UT	Total Confirmed cases *	Cured/Discharged/Migrated	Death
31	Tamil Nadu	752521	722686	11440
32	Telengana	255663	237172	1397
33	Tripura	31841	30314	360
35	Uttar Pradesh	505426	475175	7302
36	West Bengal	420840	381149	7506
Total number of confirmed cases in India		7945975	7198877	119538

Designed & Developed by **SPICINDIA**