

Chandigarh's Fight Against COVID-19

CHDCOVID Mobile App

Know about
Quarantine cases sector wise, Hospitals,
Flu Clinics and quarantine centres in
Chandigarh on map

**Apply for COVID-19 movement pass for
emergency and essential services**

**Scan QR code
& download**



NEW [Information for Foreign Returnees](#)

NEW [List of Electricians / Plumbers / AC Mechanics for Providing Utility Services Across Various Zones in Chandigarh](#)

NEW [Distribution of 3 months of Food Grains to Poor Families](#)

NEW [Updated List of Chemist Shops for Home Delivery of Medicines](#)

NEW [Donate to COVID-19 Relief Fund of UT Chandigarh.](#)

NEW [Apply For Movement Pass](#)

NEW [Updated List of Retail Grocery Shops for Home Delivery in Chandigarh](#)

- Government Medical College and Hospital (GMCH), Sector 32
- Government Multi Speciality Hospital (GMSH), Sector 16
- Post Graduate Institute of Medical Education & Research (PGIMER), Sector 12

OTHER DOCUMENTS

- [Helpline Numbers of States & Union Territories for COVID-19](#)
- [Advisory - Social Distancing](#)
- [Advisory for Hospitals and Medical Institutions](#)
- [Latest Testing Guidelines of Indian Council of Medical Research \(ICMR\)](#)
- [Guidelines for notifying COVID-19 affected persons by Private Institutions](#)
- [Letter from Secretary, Dept of Higher Education/School Education regarding Digital / e-Learning](#)
- [Updated Guidelines on Clinical Management of COVID-19](#)



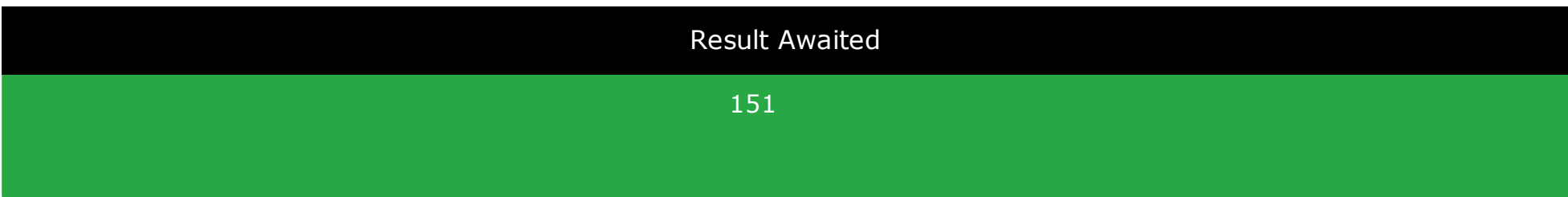
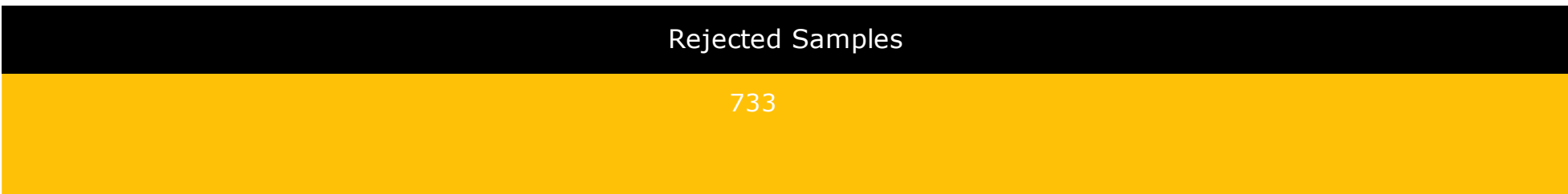
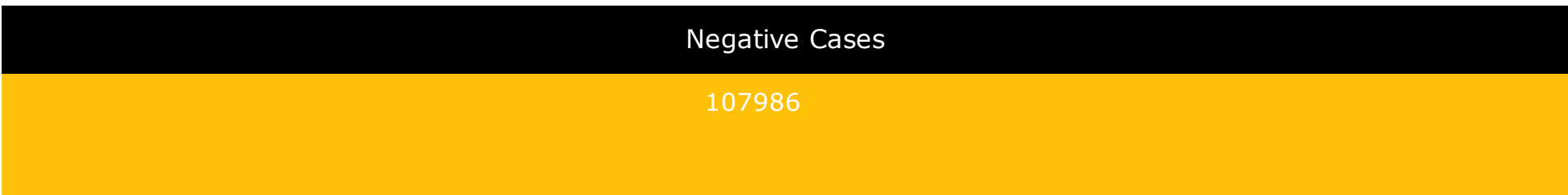
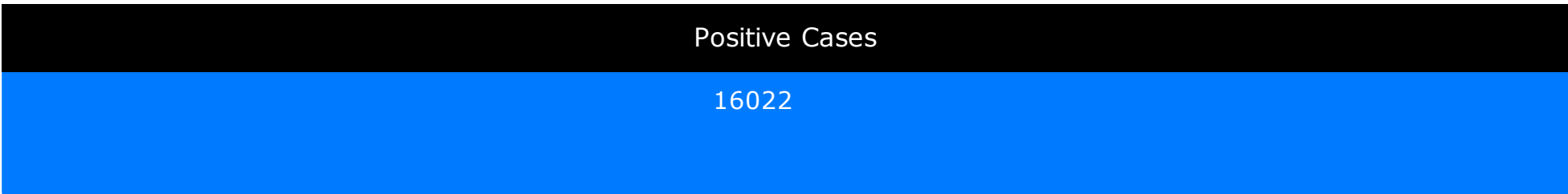
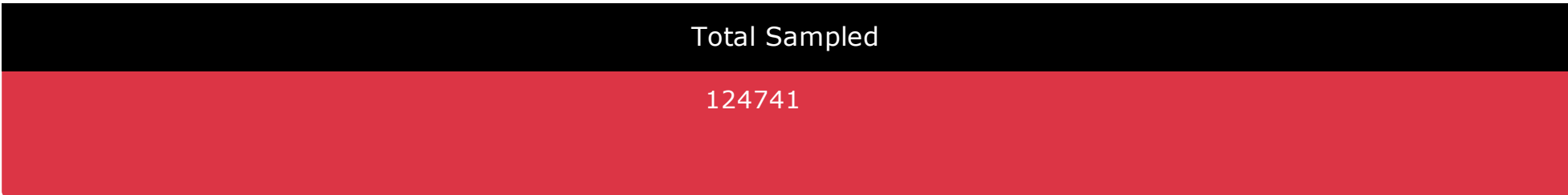
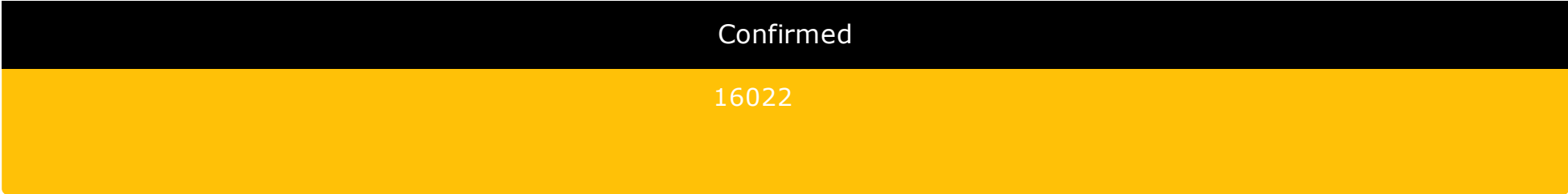
ABOUT COVID-19

Coronaviruses are a group of related viruses that cause diseases in mammals and birds. In humans, coronaviruses cause respiratory tract infections that can be mild, such as some cases of the common cold (among other possible causes, predominantly rhinoviruses), and others that can be lethal, such as SARS, MERS, and COVID-19. Symptoms in other species vary: in chickens, they cause an upper respiratory tract disease, while in cows and pigs they cause diarrhea. There are yet to be vaccines or antiviral drugs to prevent or treat human coronavirus infections.

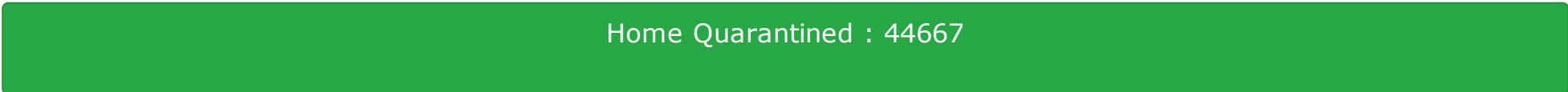
Coronaviruses constitute the subfamily Orthocoronavirinae, in the family Coronaviridae, order Nidovirales, and realm Riboviria. They are enveloped viruses with a positive-sense single-stranded RNA genome and a nucleocapsid of helical symmetry. The genome size of coronaviruses ranges from approximately 27 to 34 kilobases, the largest among known RNA viruses. The name coronavirus is derived from the Latin corona, meaning & crown or & halo, which refers to the characteristic appearance reminiscent of a crown or a solar corona around the virions (virus particles) when viewed under two-dimensional transmission electron microscopy, due to the surface covering in club-shaped protein spikes.

[Read More](#)

Corona Stats For Chandigarh



* Statistics sourced from Department of Health, Chandigarh



* Statistics sourced from Municipal Corporation, Chandigarh

Corona Stats For India

Confirmed
7945975
Recovered
7198877
Deaths
119538

Total Volunteer/Organization Registered

Individual volunteer
230
Organization
31

COVID19 STATEWISE STATUS (*including foreign nationals, as on 2020-11-17 08:00:00)

* Statistics sourced from The Ministry of Health and Family Welfare :-

S.No.	Name of State / UT	Total Confirmed cases *	Cured/Discharged/ Migrated	Death
1	Andaman and Nicobar Islands	4557	4346	61
2	Andhra Pradesh	854764	829991	6881
3	Arunachal Pradesh	15868	14588	48
4	Assam	210454	206044	964
5	Bihar	226417	220007	1189
6	Chandigarh	15886	14584	250
7	Chhattisgarh	211644	190463	2604
8	Dadra and Nagar Haveli and Daman and Diu	3294	3273	2
9	Delhi	489202	441361	7713
10	Goa	46028	43941	663
11	Gujarat	189236	172972	3808
12	Haryana	202027	180647	2038
13	Himachal Pradesh	30156	22931	450
14	Jammu and Kashmir	103009	95824	1597
15	Jharkhand	106230	102548	928

S.No.	Name of State / UT	Total Confirmed cases *	Cured/Discharged/Migrated	Death
16	Karnataka	862804	825141	11541
17	Kerala	527708	454774	1888
18	Ladakh	7493	6456	93
19	Lakshadweep	0	0	0
20	Madhya Pradesh	184524	172436	3092
21	Maharashtra	1749777	1618380	46034
22	Manipur	22049	18832	224
23	Meghalaya	10706	9672	101
24	Mizoram	3444	2915	5
25	Nagaland	10025	8959	53
26	Odisha	309408	299159	1543
27	Puducherry	36337	34827	608
28	Punjab	142082	132001	4480
29	Rajasthan	227986	207224	2078
30	Sikkim	4521	4137	91
31	Tamil Nadu	759916	732656	11495
32	Telengana	258828	243686	1410
33	Tripura	32039	30631	364
35	Uttar Pradesh	512850	482854	7393
36	West Bengal	434563	398952	7714
Total number of confirmed cases in India		7945975	7198877	119538

