


Chandigarh's Fight Against COVID-19




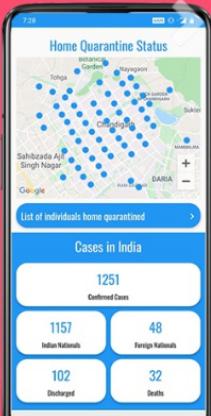

CHDCOVID Mobile App

Know about
Quarantine cases sector wise, Hospitals,
Flu Clinics and quarantine centres in
Chandigarh on map

Apply for **COVID-19** movement pass for
emergency and essential services

Scan QR code & download





 Information for Foreign Returnees

 List of Electricians / Plumbers / AC Mechanics for Providing Utility Services Across Various Zones in Chandigarh

 Distribution of 3 months of Food Grains to Poor Families

 Updated List of Chemist Shops for Home Delivery of Medicines

NEW

Donate to COVID-19 Relief Fund of UT Chandigarh.

 Apply For Movement Pass

NEW

Updated List of Retail Grocery Shops for Home Delivery in Chandigarh

ISOLATION CENTERS SETUP

- » Government Medical College and Hospital (GMCH), Sector 32
- » Government Multi Speciality Hospital (GMSH), Sector 16
- » Post Graduate Institute of Medical Education & Research (PGIMER), Sector 12

OTHER DOCUMENTS

- » Helpline Numbers of States & Union Territories for COVID-19
- » Advisory - Social Distancing
- » Advisory for Hospitals and Medical Institutions
- » Latest Testing Guidelines of Indian Council of Medical Research (ICMR)
- » Guidelines for notifying COVID-19 affected persons by Private Institutions
- » Letter from Secretary, Dept of Higher Education/School Education regarding Digital / e-Learning
- » Updated Guidelines on Clinical Management of COVID-19



ABOUT COVID-19

Coronaviruses are a group of related viruses that cause diseases in mammals and birds. In humans, coronaviruses cause respiratory tract infections that can be mild, such as some cases of the common cold (among other possible causes, predominantly rhinoviruses), and others that can be lethal, such as SARS, MERS, and COVID-19. Symptoms in other species vary: in chickens, they cause an upper respiratory tract disease, while in cows and pigs they cause diarrhea. There are yet to be vaccines or antiviral drugs to prevent or treat human coronavirus infections.

Coronaviruses constitute the subfamily Orthocoronavirinae, in the family Coronaviridae, order Nidovirales, and realm Riboviria. They are enveloped viruses with a positive-sense single-stranded RNA genome and a nucleocapsid of helical symmetry. The genome size of coronaviruses ranges from approximately 27 to 34 kilobases, the largest among known RNA viruses. The name coronavirus is derived from the Latin corona, meaning & crown or & halo, which refers to the characteristic appearance reminiscent of a crown or a solar corona around the virions (virus particles) when viewed under two-dimensional transmission electron microscopy, due to the surface covering in club-shaped protein spikes. [Read More →](#)

Corona Stats For Chandigarh

Confirmed

16167

Recovered

14833

Deaths
253
Total Sampled
126852
Positive Cases
16167
Negative Cases
109943
Rejected Samples
742
Result Awaited
161

* Statistics sourced from Department of Health, Chandigarh

Home Quarantined : 44984

* Statistics sourced from Municipal Corporation, Chandigarh

Corona Stats For India

Confirmed
7945975
Recovered
7198877
Deaths
119538

Total Volunteer/Organization Registered

Individual volunteer
230
Organization
31

COVID19 STATEWISE STATUS (*including foreign nationals, as on 2020-11-18 08:00:00)

* Statistics sourced from The Ministry of Health and Family Welfare :-

S.No.	Name of State / UT	Total Confirmed cases *	Cured/Discharged/Migrated	Death
1	Andaman and Nicobar Islands	4574	4363	61
2	Andhra Pradesh	856159	832284	6890
3	Arunachal Pradesh	15904	14644	48
4	Assam	210696	206401	966
5	Bihar	227018	220668	1194
6	Chandigarh	16022	14744	252
7	Chhattisgarh	213365	192181	2623
8	Dadra and Nagar Haveli and Daman and Diu	3297	3274	2
9	Delhi	495598	445782	7812
10	Goa	46182	44132	667
11	Gujarat	190361	174088	3815
12	Haryana	204477	183261	2063
13	Himachal Pradesh	30740	23506	462
14	Jammu and Kashmir	103581	96392	1604
15	Jharkhand	106491	102891	931
16	Karnataka	864140	827241	11557
17	Kerala	533500	461394	1915
18	Ladakh	7563	6539	94
19	Lakshadweep	0	0	0
20	Madhya Pradesh	185446	173284	3102
21	Maharashtra	1752509	1623503	46102
22	Manipur	22208	19065	225
23	Meghalaya	10791	9955	102
24	Mizoram	3481	2972	5
25	Nagaland	10188	8997	53
26	Odisha	310052	300474	1560
27	Puducherry	36409	34958	608
28	Punjab	142597	132266	4510
29	Rajasthan	230180	209058	2089

30	Sikkim	4548 Total Confirmed cases *	4144	92
S.No. 31	Name of State / UT Tamil Nadu	761568	Cured/Discharged/Migrated 734970	Death 11513
32	Telangana	259776	245293	1415
33	Tripura	32112	30750	364
35	Uttar Pradesh	514270	484692	7412
36	West Bengal	438217	403340	7766
Total number of confirmed cases in India		7945975	7198877	119538

Designed & Developed by **SPICINDIA**