


## Chandigarh's Fight Against COVID-19






### CHDCOVID Mobile App

Know about  
Quarantine cases sector wise, Hospitals,  
Flu Clinics and quarantine centres in  
Chandigarh on map

Apply for **COVID-19** movement pass for  
emergency and essential services

### Scan QR code & download





Information for Foreign Returnees

List of Electricians / Plumbers / AC Mechanics for Providing Utility Services Across Various Zones in Chandigarh

Distribution of 3 months of Food Grains to Poor Families

Updated List of Chemist Shops for Home Delivery of Medicines

**NEW**

Donate to COVID-19 Relief Fund of UT Chandigarh.

Apply For Movement Pass

**NEW**

Updated List of Retail Grocery Shops for Home Delivery in Chandigarh

### ISOLATION CENTERS SETUP

- » Government Medical College and Hospital (GMCH), Sector 32
- » Government Multi Speciality Hospital (GMSH), Sector 16
- » Post Graduate Institute of Medical Education & Research (PGIMER), Sector 12

### OTHER DOCUMENTS

- » Helpline Numbers of States & Union Territories for COVID-19
- » Advisory - Social Distancing
- » Advisory for Hospitals and Medical Institutions
- » Latest Testing Guidelines of Indian Council of Medical Research (ICMR)
- » Guidelines for notifying COVID-19 affected persons by Private Institutions
- » Letter from Secretary, Dept of Higher Education/School Education regarding Digital / e-Learning
- » Updated Guidelines on Clinical Management of COVID-19



## ABOUT COVID-19

Coronaviruses are a group of related viruses that cause diseases in mammals and birds. In humans, coronaviruses cause respiratory tract infections that can be mild, such as some cases of the common cold (among other possible causes, predominantly rhinoviruses), and others that can be lethal, such as SARS, MERS, and COVID-19. Symptoms in other species vary: in chickens, they cause an upper respiratory tract disease, while in cows and pigs they cause diarrhea. There are yet to be vaccines or antiviral drugs to prevent or treat human coronavirus infections.

Coronaviruses constitute the subfamily Orthocoronavirinae, in the family Coronaviridae, order Nidovirales, and realm Riboviria. They are enveloped viruses with a positive-sense single-stranded RNA genome and a nucleocapsid of helical symmetry. The genome size of coronaviruses ranges from approximately 27 to 34 kilobases, the largest among known RNA viruses. The name coronavirus is derived from the Latin corona, meaning & crown or & halo, which refers to the characteristic appearance reminiscent of a crown or a solar corona around the virions (virus particles) when viewed under two-dimensional transmission electron microscopy, due to the surface covering in club-shaped protein spikes. [Read More →](#)

## Corona Stats For Chandigarh

Confirmed

16167

Recovered

14833

Deaths
253
Total Sampled
126852
Positive Cases
16167
Negative Cases
109943
Rejected Samples
742
Result Awaited
161

\* Statistics sourced from Department of Health, Chandigarh

Home Quarantined : 45232
--------------------------

\* Statistics sourced from Municipal Corporation, Chandigarh

## Corona Stats For India

Confirmed
7945975
Recovered
7198877
Deaths
119538

## Total Volunteer/Organization Registered

Individual volunteer
230
Organization
31

COVID19 STATEWISE STATUS (\*including foreign nationals, as on 2020-11-19 08:00:00)

\* Statistics sourced from The Ministry of Health and Family Welfare :-

S.No.	Name of State / UT	Total Confirmed cases *	Cured/Discharged/Migrated	Death
1	Andaman and Nicobar Islands	4593	4378	61
2	Andhra Pradesh	857395	833980	6899
3	Arunachal Pradesh	15945	14715	48
4	Assam	210865	206611	969
5	Bihar	227822	221272	1201
6	Chandigarh	16167	14833	253
7	Chhattisgarh	215413	193997	2646
8	Dadra and Nagar Haveli and Daman and Diu	3305	3274	2
9	Delhi	503084	452683	7943
10	Goa	46344	44310	670
11	Gujarat	191642	175362	3823
12	Haryana	207039	185403	2093
13	Himachal Pradesh	31401	24025	475
14	Jammu and Kashmir	104155	96972	1613
15	Jharkhand	106742	103171	934
16	Karnataka	865931	829188	11578
17	Kerala	539919	468460	1943
18	Ladakh	7623	6605	94
19	Lakshadweep	0	0	0
20	Madhya Pradesh	186655	174202	3115
21	Maharashtra	1757520	1630111	46202
22	Manipur	22318	19259	231
23	Meghalaya	10870	10014	103
24	Mizoram	3513	3021	5
25	Nagaland	10366	9057	54
26	Odisha	310920	301777	1575
27	Puducherry	36465	35152	608
28	Punjab	143395	132917	4541
29	Rajasthan	232358	210779	2101

30	Sikkim	4577 Total Confirmed	4182	95
S.No.	Name of State / UT	cases *	Cured/Discharged/Migrated	Death
31	Tamil Nadu	763282	737281	11531
32	Telangana	260834	246733	1419
33	Tripura	32217	30856	364
35	Uttar Pradesh	516616	487221	7441
36	West Bengal	441885	407769	7820
Total number of confirmed cases in India		7945975	7198877	119538

Designed & Developed by **SPICINDIA**