


Chandigarh's Fight Against COVID-19






CHDCOVID Mobile App

Know about
Quarantine cases sector wise, Hospitals,
Flu Clinics and quarantine centres in
Chandigarh on map

Apply for **COVID-19** movement pass for
emergency and essential services

Scan QR code & download





Information for Foreign Returnees

List of Electricians / Plumbers / AC Mechanics for Providing Utility Services Across Various Zones in Chandigarh

Distribution of 3 months of Food Grains to Poor Families

Updated List of Chemist Shops for Home Delivery of Medicines

NEW

Donate to COVID-19 Relief Fund of UT Chandigarh.

Apply For Movement Pass

NEW

Updated List of Retail Grocery Shops for Home Delivery in Chandigarh

ISOLATION CENTERS SETUP

- » Government Medical College and Hospital (GMCH), Sector 32
- » Government Multi Speciality Hospital (GMSH), Sector 16
- » Post Graduate Institute of Medical Education & Research (PGIMER), Sector 12

OTHER DOCUMENTS

- » Helpline Numbers of States & Union Territories for COVID-19
- » Advisory - Social Distancing
- » Advisory for Hospitals and Medical Institutions
- » Latest Testing Guidelines of Indian Council of Medical Research (ICMR)
- » Guidelines for notifying COVID-19 affected persons by Private Institutions
- » Letter from Secretary, Dept of Higher Education/School Education regarding Digital / e-Learning
- » Updated Guidelines on Clinical Management of COVID-19



ABOUT COVID-19

Coronaviruses are a group of related viruses that cause diseases in mammals and birds. In humans, coronaviruses cause respiratory tract infections that can be mild, such as some cases of the common cold (among other possible causes, predominantly rhinoviruses), and others that can be lethal, such as SARS, MERS, and COVID-19. Symptoms in other species vary: in chickens, they cause an upper respiratory tract disease, while in cows and pigs they cause diarrhea. There are yet to be vaccines or antiviral drugs to prevent or treat human coronavirus infections.

Coronaviruses constitute the subfamily Orthocoronavirinae, in the family Coronaviridae, order Nidovirales, and realm Riboviria. They are enveloped viruses with a positive-sense single-stranded RNA genome and a nucleocapsid of helical symmetry. The genome size of coronaviruses ranges from approximately 27 to 34 kilobases, the largest among known RNA viruses. The name coronavirus is derived from the Latin corona, meaning & crown or & halo, which refers to the characteristic appearance reminiscent of a crown or a solar corona around the virions (virus particles) when viewed under two-dimensional transmission electron microscopy, due to the surface covering in club-shaped protein spikes. [Read More →](#)

Corona Stats For Chandigarh

Confirmed

16322

Recovered

14963

Deaths
254
Total Sampled
128558
Positive Cases
16322
Negative Cases
111487
Rejected Samples
749
Result Awaited
116

* Statistics sourced from Department of Health, Chandigarh

Home Quarantined : 45435

* Statistics sourced from Municipal Corporation, Chandigarh

Corona Stats For India

Confirmed
7945975
Recovered
7198877
Deaths
119538

Total Volunteer/Organization Registered

Individual volunteer
230
Organization
31

COVID19 STATEWISE STATUS (*including foreign nationals, as on 2020-11-20 08:00:00)

* Statistics sourced from The Ministry of Health and Family Welfare :-

S.No.	Name of State / UT	Total Confirmed cases *	Cured/Discharged/Migrated	Death
1	Andaman and Nicobar Islands	4604	4398	61
2	Andhra Pradesh	858711	835801	6910
3	Arunachal Pradesh	15976	14800	49
4	Assam	211040	206878	969
5	Bihar	228511	221924	1209
6	Chandigarh	16322	14963	254
7	Chhattisgarh	217562	195469	2672
8	Dadra and Nagar Haveli and Daman and Diu	3307	3274	2
9	Delhi	510630	459368	8041
10	Goa	46480	44467	670
11	Gujarat	192982	176475	3830
12	Haryana	209251	187559	2113
13	Himachal Pradesh	32197	24729	488
14	Jammu and Kashmir	104715	97537	1618
15	Jharkhand	106972	103435	937
16	Karnataka	867780	830988	11604
17	Kerala	545641	475320	1969
18	Ladakh	7714	6619	95
19	Lakshadweep	0	0	0
20	Madhya Pradesh	188018	175089	3129
21	Maharashtra	1763055	1635971	46356
22	Manipur	22548	19431	231
23	Meghalaya	10979	10074	104
24	Mizoram	3541	3025	5
25	Nagaland	10460	9110	54
26	Odisha	311788	302796	1592
27	Puducherry	36533	35254	609
28	Punjab	144177	133427	4556
29	Rajasthan	234907	212623	2116

30	Sikkim	4609 Total Confirmed	4218	95
S.No.	Name of State / UT	cases *	Cured/Discharged/Migrated	Death
31	Tamil Nadu	764989	739532	11550
32	Telangana	261728	247790	1423
33	Tripura	32292	30968	365
35	Uttar Pradesh	519148	488911	7480
36	West Bengal	445505	411759	7873
Total number of confirmed cases in India		7945975	7198877	119538

Designed & Developed by **SPICINDIA**