


Chandigarh's Fight Against COVID-19





CHDCOVID Mobile App

Know about
Quarantine cases sector wise, Hospitals,
Flu Clinics and quarantine centres in
Chandigarh on map

Apply for **COVID-19** movement pass for
emergency and essential services

Scan QR code & download





NEW Information for Foreign Returnees

NEW List of Electricians / Plumbers / AC Mechanics for Providing Utility Services Across Various Zones in Chandigarh

NEW Distribution of 3 months of Food Grains to Poor Families

NEW Updated List of Chemist Shops for Home Delivery of Medicines

NEW Donate to COVID-19 Relief Fund of UT Chandigarh.

NEW Apply For Movement Pass

NEW Updated List of Retail Grocery Shops for Home Delivery in Chandigarh

ISOLATION CENTERS SETUP

- » Government Medical College and Hospital (GMCH), Sector 32
- » Government Multi Speciality Hospital (GMSH), Sector 16
- » Post Graduate Institute of Medical Education & Research (PGIMER), Sector 12

OTHER DOCUMENTS

- » Helpline Numbers of States & Union Territories for COVID-19
- » Advisory - Social Distancing
- » Advisory for Hospitals and Medical Institutions
- » Latest Testing Guidelines of Indian Council of Medical Research (ICMR)
- » Guidelines for notifying COVID-19 affected persons by Private Institutions
- » Letter from Secretary, Dept of Higher Education/School Education regarding Digital / e-Learning
- » Updated Guidelines on Clinical Management of COVID-19



ABOUT COVID-19

Coronaviruses are a group of related viruses that cause diseases in mammals and birds. In humans, coronaviruses cause respiratory tract infections that can be mild, such as some cases of the common cold (among other possible causes, predominantly rhinoviruses), and others that can be lethal, such as SARS, MERS, and COVID-19. Symptoms in other species vary: in chickens, they cause an upper respiratory tract disease, while in cows and pigs they cause diarrhea. There are yet to be vaccines or antiviral drugs to prevent or treat human coronavirus infections.

Coronaviruses constitute the subfamily Orthocoronavirinae, in the family Coronaviridae, order Nidovirales, and realm Riboviria. They are enveloped viruses with a positive-sense single-stranded RNA genome and a nucleocapsid of helical symmetry. The genome size of coronaviruses ranges from approximately 27 to 34 kilobases, the largest among known RNA viruses. The name coronavirus is derived from the Latin corona, meaning & crown or & halo, which refers to the characteristic appearance reminiscent of a crown or a solar corona around the virions (virus particles) when viewed under two-dimensional transmission electron microscopy, due to the surface covering in club-shaped protein spikes. [Read More →](#)

Corona Stats For Chandigarh

Confirmed

16848

Recovered

15455

Deaths
265
Total Sampled
134281
Positive Cases
16848
Negative Cases
116658
Rejected Samples
775
Result Awaited
96

* Statistics sourced from Department of Health, Chandigarh

Home Quarantined : 45781

* Statistics sourced from Municipal Corporation, Chandigarh

Corona Stats For India

Confirmed
7945975
Recovered
7198877
Deaths
119538

Total Volunteer/Organization Registered

Individual volunteer
231
Organization
31

COVID19 STATEWISE STATUS (*including foreign nationals, as on 2020-11-22 08:00:00)

* Statistics sourced from The Ministry of Health and Family Welfare :-

S.No.	Name of State / UT	Total Confirmed cases *	Cured/Discharged/Migrated	Death
1	Andaman and Nicobar Islands	4631	4428	61
2	Andhra Pradesh	861092	839395	6927
3	Arunachal Pradesh	16037	14937	49
4	Assam	211427	207222	973
5	Bihar	229177	222879	1216
6	Chandigarh	16591	15198	258
7	Chhattisgarh	221688	198316	2713
8	Dadra and Nagar Haveli and Daman and Diu	3317	3276	2
9	Delhi	523117	475106	8270
10	Goa	46748	44812	675
11	Gujarat	195917	178786	3846
12	Haryana	215021	192533	2163
13	Himachal Pradesh	33700	26112	518
14	Jammu and Kashmir	105984	98640	1624
15	Jharkhand	107332	103957	945
16	Karnataka	871342	834968	11641
17	Kerala	557441	488437	2022
18	Ladakh	7866	6856	98
19	Lakshadweep	0	0	0
20	Madhya Pradesh	191246	176905	3149
21	Maharashtra	1774455	1647004	46573
22	Manipur	23018	19813	233
23	Meghalaya	11269	10236	108
24	Mizoram	3647	3157	5
25	Nagaland	10674	9242	57
26	Odisha	313323	304908	1625
27	Puducherry	36648	35437	609
28	Punjab	145667	134511	4595
29	Rajasthan	240676	216579	2146

30	Sikkim	4691	4304	98
S.No.	Name of State / UT	Total Confirmed cases *	Cured/Discharged/Migrated	Death
31	Tamil Nadu	768340	743838	11586
32	Telengana	263526	250453	1430
33	Tripura	32415	31179	366
35	Uttar Pradesh	524223	493228	7524
36	West Bengal	452770	419403	7976
Total number of confirmed cases in India		7945975	7198877	119538

Designed & Developed by **SPICINDIA**