


## Chandigarh's Fight Against COVID-19




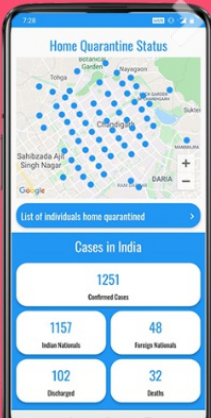

### CHDCOVID Mobile App

Know about  
Quarantine cases sector wise, Hospitals,  
Flu Clinics and quarantine centres in  
Chandigarh on map

Apply for **COVID-19** movement pass for  
emergency and essential services

### Scan QR code & download





 Information for Foreign Returnees

 List of Electricians / Plumbers / AC Mechanics for Providing Utility Services Across Various Zones in Chandigarh

 Distribution of 3 months of Food Grains to Poor Families

 Updated List of Chemist Shops for Home Delivery of Medicines

**NEW**

Donate to COVID-19 Relief Fund of UT Chandigarh.

 Apply For Movement Pass

**NEW**

Updated List of Retail Grocery Shops for Home Delivery in Chandigarh

### ISOLATION CENTERS SETUP

- » Government Medical College and Hospital (GMCH), Sector 32
- » Government Multi Speciality Hospital (GMSH), Sector 16
- » Post Graduate Institute of Medical Education & Research (PGIMER), Sector 12

### OTHER DOCUMENTS

- » Helpline Numbers of States & Union Territories for COVID-19
- » Advisory - Social Distancing
- » Advisory for Hospitals and Medical Institutions
- » Latest Testing Guidelines of Indian Council of Medical Research (ICMR)
- » Guidelines for notifying COVID-19 affected persons by Private Institutions
- » Letter from Secretary, Dept of Higher Education/School Education regarding Digital / e-Learning
- » Updated Guidelines on Clinical Management of COVID-19



## ABOUT COVID-19

Coronaviruses are a group of related viruses that cause diseases in mammals and birds. In humans, coronaviruses cause respiratory tract infections that can be mild, such as some cases of the common cold (among other possible causes, predominantly rhinoviruses), and others that can be lethal, such as SARS, MERS, and COVID-19. Symptoms in other species vary: in chickens, they cause an upper respiratory tract disease, while in cows and pigs they cause diarrhea. There are yet to be vaccines or antiviral drugs to prevent or treat human coronavirus infections.

Coronaviruses constitute the subfamily Orthocoronavirinae, in the family Coronaviridae, order Nidovirales, and realm Riboviria. They are enveloped viruses with a positive-sense single-stranded RNA genome and a nucleocapsid of helical symmetry. The genome size of coronaviruses ranges from approximately 27 to 34 kilobases, the largest among known RNA viruses. The name coronavirus is derived from the Latin corona, meaning & crown or & halo, which refers to the characteristic appearance reminiscent of a crown or a solar corona around the virions (virus particles) when viewed under two-dimensional transmission electron microscopy, due to the surface covering in club-shaped protein spikes. [Read More →](#)

## Corona Stats For Chandigarh

Confirmed

16848

Recovered

15455

Deaths
265
Total Sampled
134281
Positive Cases
16848
Negative Cases
116658
Rejected Samples
775
Result Awaited
96

\* Statistics sourced from Department of Health, Chandigarh

Home Quarantined : 46488
--------------------------

\* Statistics sourced from Municipal Corporation, Chandigarh

## Corona Stats For India

Confirmed
7945975
Recovered
7198877
Deaths
119538

## Total Volunteer/Organization Registered

Individual volunteer
231
Organization
31

COVID19 STATEWISE STATUS (\*including foreign nationals, as on 2020-11-26 08:00:00)

\* Statistics sourced from The Ministry of Health and Family Welfare :-

S.No.	Name of State / UT	Total Confirmed cases *	Cured/Discharged/Migrated	Death
1	Andaman and Nicobar Islands	4677	4479	61
2	Andhra Pradesh	864674	845039	6962
3	Arunachal Pradesh	16174	15157	49
4	Assam	212021	207766	978
5	Bihar	231539	225077	1237
6	Chandigarh	16925	15532	266
7	Chhattisgarh	229203	201744	2783
8	Dadra and Nagar Haveli and Daman and Diu	3327	3290	2
9	Delhi	545787	498780	8720
10	Goa	47193	45229	683
11	Gujarat	201949	183756	3906
12	Haryana	224489	201250	2291
13	Himachal Pradesh	36566	28106	585
14	Jammu and Kashmir	107819	100892	1663
15	Jharkhand	108158	105040	958
16	Karnataka	878055	841432	11714
17	Kerala	578363	511008	2121
18	Ladakh	8119	7125	108
19	Lakshadweep	0	0	0
20	Madhya Pradesh	198284	181345	3197
21	Maharashtra	1795959	1663723	46748
22	Manipur	24133	20640	245
23	Meghalaya	11513	10488	110
24	Mizoram	3765	3319	5
25	Nagaland	10991	9463	61
26	Odisha	316001	308102	1687
27	Puducherry	36820	35671	609
28	Punjab	148435	136622	4684
29	Rajasthan	253767	225229	2218

30	Sikkim	4819 Total Confirmed	4481	102
S.No.	Name of State / UT	cases *	Cured/Discharged/Migrated	Death
31	Tamil Nadu	774710	751535	11655
32	Telengana	266904	254676	1444
33	Tripura	32578	31441	370
35	Uttar Pradesh	533355	500835	7644
36	West Bengal	466991	434067	8172
Total number of confirmed cases in India		7945975	7198877	119538

Designed & Developed by **SPICINDIA**