

# Chandigarh's Fight Against COVID-19

## CHDCOVID Mobile App

**Know about**  
Quarantine cases sector wise, Hospitals,  
Flu Clinics and quarantine centres in  
Chandigarh on map

**Apply for COVID-19 movement pass for  
emergency and essential services**

**Scan QR code  
& download**



**NEW** [Information for Foreign Returnees](#)

**NEW** [List of Electricians / Plumbers / AC Mechanics for Providing Utility Services Across Various Zones in Chandigarh](#)




**NEW** [Distribution of 3 months of Food Grains to Poor Families](#)

**NEW** [Updated List of Chemist Shops for Home Delivery of Medicines](#)








**NEW** [Donate to COVID-19 Relief Fund of UT Chandigarh.](#)

**NEW** [Apply For Movement Pass](#)

**NEW** [Updated List of Retail Grocery Shops for Home Delivery in Chandigarh](#)

-  Government Medical College and Hospital (GMCH), Sector 32
-  Government Multi Speciality Hospital (GMSH), Sector 16
-  Post Graduate Institute of Medical Education & Research (PGIMER), Sector 12

## OTHER DOCUMENTS

-  [Helpline Numbers of States & Union Territories for COVID-19](#)
-  [Advisory - Social Distancing](#)
-  [Advisory for Hospitals and Medical Institutions](#)
-  [Latest Testing Guidelines of Indian Council of Medical Research \(ICMR\)](#)
-  [Guidelines for notifying COVID-19 affected persons by Private Institutions](#)
-  [Letter from Secretary, Dept of Higher Education/School Education regarding Digital / e-Learning](#)
-  [Updated Guidelines on Clinical Management of COVID-19](#)



## ABOUT COVID-19

Coronaviruses are a group of related viruses that cause diseases in mammals and birds. In humans, coronaviruses cause respiratory tract infections that can be mild, such as some cases of the common cold (among other possible causes, predominantly rhinoviruses), and others that can be lethal, such as SARS, MERS, and COVID-19. Symptoms in other species vary: in chickens, they cause an upper respiratory tract disease, while in cows and pigs they cause diarrhea. There are yet to be vaccines or antiviral drugs to prevent or treat human coronavirus infections.

Coronaviruses constitute the subfamily Orthocoronavirinae, in the family Coronaviridae, order Nidovirales, and realm Riboviria. They are enveloped viruses with a positive-sense single-stranded RNA genome and a nucleocapsid of helical symmetry. The genome size of coronaviruses ranges from approximately 27 to 34 kilobases, the largest among known RNA viruses. The name coronavirus is derived from the Latin corona, meaning & crown or & halo, which refers to the characteristic appearance reminiscent of a crown or a solar corona around the virions (virus particles) when viewed under two-dimensional transmission electron microscopy, due to the surface covering in club-shaped protein spikes.

[Read More](#) 

Confirmed
17409
Recovered
16070
Deaths
277
Total Sampled
142326
Positive Cases
17409
Negative Cases
124109
Rejected Samples
808
Result Awaited
82
* Statistics sourced from Department of Health, Chandigarh
Home Quarantined : 47201
* Statistics sourced from Municipal Corporation, Chandigarh

# Corona Stats For India

Confirmed
7945975
Recovered
7198877
Deaths
119538

## Total Volunteer/Organization Registered

Individual volunteer
231
Organization
31

### COVID19 STATEWISE STATUS (\*including foreign nationals, as on 2020-12-01 08:00:00)

\* Statistics sourced from The Ministry of Health and Family Welfare :-

S.No.	Name of State / UT	Total Confirmed cases *	Cured/Discharged/Migrated	Death
1	Andaman and Nicobar Islands	4710	4550	61
2	Andhra Pradesh	868064	853232	6992
3	Arunachal Pradesh	16282	15411	54
4	Assam	212776	208396	981
5	Bihar	234610	227987	1264
6	Chandigarh	17409	16070	277
7	Chhattisgarh	237322	214826	2861
8	Dadra and Nagar Haveli and Daman and Diu	3332	3314	2
9	Delhi	570374	528315	9174
10	Goa	47963	45940	688
11	Gujarat	209780	190821	3989
12	Haryana	234126	213336	2428
13	Himachal Pradesh	40518	31584	645
14	Jammu and Kashmir	110224	103565	1694
15	Jharkhand	109151	106171	964

S.No.	Name of State / UT	Total Confirmed cases *	Cured/Discharged/Migrated	Death
16	Karnataka	884897	849821	11778
17	Kerala	602982	538713	2244
18	Ladakh	8415	7489	117
19	Lakshadweep	0	0	0
20	Madhya Pradesh	206128	188097	3260
21	Maharashtra	1823896	1685122	47151
22	Manipur	25045	21566	281
23	Meghalaya	11810	10936	111
24	Mizoram	3847	3499	5
25	Nagaland	11186	10194	64
26	Odisha	318725	312065	1739
27	Puducherry	36968	35898	610
28	Punjab	152091	139442	4807
29	Rajasthan	268063	237098	2312
30	Sikkim	4989	4632	109
31	Tamil Nadu	781915	759206	11712
32	Telengana	270318	259230	1461
33	Tripura	32726	31764	370
35	Uttar Pradesh	543888	512028	7761
36	West Bengal	483484	450762	8424
Total number of confirmed cases in India		7945975	7198877	119538

