

Chandigarh's Fight Against COVID-19

CHDCOVID Mobile App

Know about
Quarantine cases sector wise, Hospitals,
Flu Clinics and quarantine centres in
Chandigarh on map

**Apply for COVID-19 movement pass for
emergency and essential services**

**Scan QR code
& download**



NEW [Information for Foreign Returnees](#)

NEW [List of Electricians / Plumbers / AC Mechanics for Providing Utility Services Across Various Zones in Chandigarh](#)

NEW [Distribution of 3 months of Food Grains to Poor Families](#)

NEW [Updated List of Chemist Shops for Home Delivery of Medicines](#)








NEW [Donate to COVID-19 Relief Fund of UT Chandigarh.](#)

NEW [Apply For Movement Pass](#)

NEW [Updated List of Retail Grocery Shops for Home Delivery in Chandigarh](#)

-  Government Medical College and Hospital (GMCH), Sector 32
-  Government Multi Speciality Hospital (GMSH), Sector 16
-  Post Graduate Institute of Medical Education & Research (PGIMER), Sector 12

OTHER DOCUMENTS

-  [Helpline Numbers of States & Union Territories for COVID-19](#)
-  [Advisory - Social Distancing](#)
-  [Advisory for Hospitals and Medical Institutions](#)
-  [Latest Testing Guidelines of Indian Council of Medical Research \(ICMR\)](#)
-  [Guidelines for notifying COVID-19 affected persons by Private Institutions](#)
-  [Letter from Secretary, Dept of Higher Education/School Education regarding Digital / e-Learning](#)
-  [Updated Guidelines on Clinical Management of COVID-19](#)



ABOUT COVID-19

Coronaviruses are a group of related viruses that cause diseases in mammals and birds. In humans, coronaviruses cause respiratory tract infections that can be mild, such as some cases of the common cold (among other possible causes, predominantly rhinoviruses), and others that can be lethal, such as SARS, MERS, and COVID-19. Symptoms in other species vary: in chickens, they cause an upper respiratory tract disease, while in cows and pigs they cause diarrhea. There are yet to be vaccines or antiviral drugs to prevent or treat human coronavirus infections.

Coronaviruses constitute the subfamily Orthocoronavirinae, in the family Coronaviridae, order Nidovirales, and realm Riboviria. They are enveloped viruses with a positive-sense single-stranded RNA genome and a nucleocapsid of helical symmetry. The genome size of coronaviruses ranges from approximately 27 to 34 kilobases, the largest among known RNA viruses. The name coronavirus is derived from the Latin corona, meaning & crown or & halo, which refers to the characteristic appearance reminiscent of a crown or a solar corona around the virions (virus particles) when viewed under two-dimensional transmission electron microscopy, due to the surface covering in club-shaped protein spikes.

[Read More](#) 

Confirmed
18027
Recovered
16814
Deaths
291
Total Sampled
151473
Positive Cases
18027
Negative Cases
132612
Rejected Samples
834
Result Awaited
102
* Statistics sourced from Department of Health, Chandigarh
Home Quarantined : 47848
* Statistics sourced from Municipal Corporation, Chandigarh

Corona Stats For India

Confirmed
7945975
Recovered
7198877
Deaths
119538

Total Volunteer/Organization Registered

Individual volunteer
231
Organization
32

COVID19 STATEWISE STATUS (*including foreign nationals, as on 2020-12-03 08:00:00)

* Statistics sourced from The Ministry of Health and Family Welfare :-

S.No.	Name of State / UT	Total Confirmed cases *	Cured/Discharged/Migrated	Death
1	Andaman and Nicobar Islands	4723	4583	61
2	Andhra Pradesh	869412	855485	7003
3	Arunachal Pradesh	16320	15488	54
4	Assam	213171	208669	983
5	Bihar	235839	228797	1274
6	Chandigarh	17642	16279	281
7	Chhattisgarh	240863	218195	2919
8	Dadra and Nagar Haveli and Daman and Diu	3340	3322	2
9	Delhi	578324	538680	9342
10	Goa	48241	46132	693
11	Gujarat	212769	193938	4018
12	Haryana	237604	218443	2488
13	Himachal Pradesh	41860	33370	677
14	Jammu and Kashmir	111130	104471	1708
15	Jharkhand	109538	106660	971

S.No.	Name of State / UT	Total Confirmed cases *	Cured/Discharged/Migrated	Death
16	Karnataka	887667	851690	11808
17	Kerala	614673	550788	2298
18	Ladakh	8623	7642	119
19	Lakshadweep	0	0	0
20	Madhya Pradesh	208924	191618	3287
21	Maharashtra	1832176	1695208	47357
22	Manipur	25390	21937	291
23	Meghalaya	11954	11154	114
24	Mizoram	3881	3584	6
25	Nagaland	11254	10467	64
26	Odisha	319583	313394	1750
27	Puducherry	37079	36035	612
28	Punjab	153308	140772	4842
29	Rajasthan	272400	243340	2350
30	Sikkim	5072	4661	111
31	Tamil Nadu	784747	762015	11733
32	Telengana	271492	261028	1465
33	Tripura	32803	31879	372
35	Uttar Pradesh	547308	516694	7817
36	West Bengal	490070	457377	8527
Total number of confirmed cases in India		7945975	7198877	119538

