

Chandigarh's Fight Against COVID-19

CHDCOVID Mobile App

Know about
Quarantine cases sector wise, Hospitals,
Flu Clinics and quarantine centres in
Chandigarh on map

**Apply for COVID-19 movement pass for
emergency and essential services**

**Scan QR code
& download**



NEW [Information for Foreign Returnees](#)

NEW [List of Electricians / Plumbers / AC Mechanics for Providing Utility Services Across Various Zones in Chandigarh](#)




NEW [Distribution of 3 months of Food Grains to Poor Families](#)

NEW [Updated List of Chemist Shops for Home Delivery of Medicines](#)








NEW [Donate to COVID-19 Relief Fund of UT Chandigarh.](#)

NEW [Apply For Movement Pass](#)

NEW [Updated List of Retail Grocery Shops for Home Delivery in Chandigarh](#)

-  Government Medical College and Hospital (GMCH), Sector 32
-  Government Multi Speciality Hospital (GMSH), Sector 16
-  Post Graduate Institute of Medical Education & Research (PGIMER), Sector 12

OTHER DOCUMENTS

-  [Helpline Numbers of States & Union Territories for COVID-19](#)
-  [Advisory - Social Distancing](#)
-  [Advisory for Hospitals and Medical Institutions](#)
-  [Latest Testing Guidelines of Indian Council of Medical Research \(ICMR\)](#)
-  [Guidelines for notifying COVID-19 affected persons by Private Institutions](#)
-  [Letter from Secretary, Dept of Higher Education/School Education regarding Digital / e-Learning](#)
-  [Updated Guidelines on Clinical Management of COVID-19](#)



ABOUT COVID-19

Coronaviruses are a group of related viruses that cause diseases in mammals and birds. In humans, coronaviruses cause respiratory tract infections that can be mild, such as some cases of the common cold (among other possible causes, predominantly rhinoviruses), and others that can be lethal, such as SARS, MERS, and COVID-19. Symptoms in other species vary: in chickens, they cause an upper respiratory tract disease, while in cows and pigs they cause diarrhea. There are yet to be vaccines or antiviral drugs to prevent or treat human coronavirus infections.

Coronaviruses constitute the subfamily Orthocoronavirinae, in the family Coronaviridae, order Nidovirales, and realm Riboviria. They are enveloped viruses with a positive-sense single-stranded RNA genome and a nucleocapsid of helical symmetry. The genome size of coronaviruses ranges from approximately 27 to 34 kilobases, the largest among known RNA viruses. The name coronavirus is derived from the Latin corona, meaning & crown or & halo, which refers to the characteristic appearance reminiscent of a crown or a solar corona around the virions (virus particles) when viewed under two-dimensional transmission electron microscopy, due to the surface covering in club-shaped protein spikes.

[Read More](#) 

Confirmed
18239
Recovered
16981
Deaths
296
Total Sampled
154396
Positive Cases
18239
Negative Cases
135318
Rejected Samples
839
Result Awaited
137
* Statistics sourced from Department of Health, Chandigarh
Home Quarantined : 48353
* Statistics sourced from Municipal Corporation, Chandigarh

Corona Stats For India

Confirmed
7945975
Recovered
7198877
Deaths
119538

Total Volunteer/Organization Registered

Individual volunteer
231
Organization
32

COVID19 STATEWISE STATUS (*including foreign nationals, as on 2020-12-08 08:00:00)

* Statistics sourced from The Ministry of Health and Family Welfare :-

S.No.	Name of State / UT	Total Confirmed cases *	Cured/Discharged/ Migrated	Death
1	Andaman and Nicobar Islands	4773	4631	61
2	Andhra Pradesh	872288	859624	7038
3	Arunachal Pradesh	16415	15653	55
4	Assam	213925	209345	995
5	Bihar	238648	231884	1297
6	Chandigarh	18113	16899	293
7	Chhattisgarh	248232	225633	3010
8	Dadra and Nagar Haveli and Daman and Diu	3346	3328	2
9	Delhi	593924	561732	9706
10	Goa	48776	46778	701
11	Gujarat	220168	201580	4095
12	Haryana	245288	230551	2611
13	Himachal Pradesh	45697	37063	739
14	Jammu and Kashmir	113568	106758	1755
15	Jharkhand	110457	107710	988

S.No.	Name of State / UT	Total Confirmed cases *	Cured/Discharged/Migrated	Death
16	Karnataka	894004	857351	11867
17	Kerala	639664	577616	2441
18	Ladakh	8896	8014	121
19	Lakshadweep	0	0	0
20	Madhya Pradesh	215957	199167	3347
21	Maharashtra	1855341	1730715	47774
22	Manipur	26225	22997	309
23	Meghalaya	12314	11573	120
24	Mizoram	3968	3757	6
25	Nagaland	11418	10773	66
26	Odisha	321564	316447	1778
27	Puducherry	37270	36263	615
28	Punjab	156839	144301	4934
29	Rajasthan	282512	258393	2448
30	Sikkim	5203	4715	117
31	Tamil Nadu	791552	769048	11809
32	Telengana	274540	265367	1477
33	Tripura	32925	32125	373
35	Uttar Pradesh	556397	526721	7944
36	West Bengal	505054	472454	8771
Total number of confirmed cases in India		7945975	7198877	119538

