


Chandigarh's Fight Against COVID-19






CHDCOVID Mobile App

Know about
Quarantine cases sector wise, Hospitals,
Flu Clinics and quarantine centres in
Chandigarh on map

Apply for **COVID-19** movement pass for
emergency and essential services

Scan QR code & download





Information for Foreign Returnees

List of Electricians / Plumbers / AC Mechanics for Providing Utility Services Across Various Zones in Chandigarh

Distribution of 3 months of Food Grains to Poor Families

Updated List of Chemist Shops for Home Delivery of Medicines

NEW

Donate to COVID-19 Relief Fund of UT Chandigarh.

Apply For Movement Pass

NEW

Updated List of Retail Grocery Shops for Home Delivery in Chandigarh

ISOLATION CENTERS SETUP

- » Government Medical College and Hospital (GMCH), Sector 32
- » Government Multi Speciality Hospital (GMSH), Sector 16
- » Post Graduate Institute of Medical Education & Research (PGIMER), Sector 12

OTHER DOCUMENTS

- » Helpline Numbers of States & Union Territories for COVID-19
- » Advisory - Social Distancing
- » Advisory for Hospitals and Medical Institutions
- » Latest Testing Guidelines of Indian Council of Medical Research (ICMR)
- » Guidelines for notifying COVID-19 affected persons by Private Institutions
- » Letter from Secretary, Dept of Higher Education/School Education regarding Digital / e-Learning
- » Updated Guidelines on Clinical Management of COVID-19



ABOUT COVID-19

Coronaviruses are a group of related viruses that cause diseases in mammals and birds. In humans, coronaviruses cause respiratory tract infections that can be mild, such as some cases of the common cold (among other possible causes, predominantly rhinoviruses), and others that can be lethal, such as SARS, MERS, and COVID-19. Symptoms in other species vary: in chickens, they cause an upper respiratory tract disease, while in cows and pigs they cause diarrhea. There are yet to be vaccines or antiviral drugs to prevent or treat human coronavirus infections.

Coronaviruses constitute the subfamily Orthocoronavirinae, in the family Coronaviridae, order Nidovirales, and realm Riboviria. They are enveloped viruses with a positive-sense single-stranded RNA genome and a nucleocapsid of helical symmetry. The genome size of coronaviruses ranges from approximately 27 to 34 kilobases, the largest among known RNA viruses. The name coronavirus is derived from the Latin corona, meaning & crown or & halo, which refers to the characteristic appearance reminiscent of a crown or a solar corona around the virions (virus particles) when viewed under two-dimensional transmission electron microscopy, due to the surface covering in club-shaped protein spikes. [Read More →](#)

Corona Stats For Chandigarh

Confirmed

18239

Recovered

16981

Deaths
296
Total Sampled
154396
Positive Cases
18239
Negative Cases
135318
Rejected Samples
839
Result Awaited
137

* Statistics sourced from Department of Health, Chandigarh

Home Quarantined : 48543

* Statistics sourced from Municipal Corporation, Chandigarh

Corona Stats For India

Confirmed
7945975
Recovered
7198877
Deaths
119538

Total Volunteer/Organization Registered

Individual volunteer
231
Organization
32

COVID19 STATEWISE STATUS (*including foreign nationals, as on 2020-12-09 08:00:00)

* Statistics sourced from The Ministry of Health and Family Welfare :-

S.No.	Name of State / UT	Total Confirmed cases *	Cured/Discharged/Migrated	Death
1	Andaman and Nicobar Islands	4778	4647	61
2	Andhra Pradesh	872839	860368	7042
3	Arunachal Pradesh	16437	15690	55
4	Assam	214019	209447	997
5	Bihar	239322	232563	1300
6	Chandigarh	18239	16981	296
7	Chhattisgarh	249699	227158	3025
8	Dadra and Nagar Haveli and Daman and Diu	3351	3330	2
9	Delhi	597112	565039	9763
10	Goa	48935	46924	701
11	Gujarat	221493	203111	4110
12	Haryana	246679	232108	2624
13	Himachal Pradesh	46201	37871	753
14	Jammu and Kashmir	114038	107282	1761
15	Jharkhand	110639	107898	988
16	Karnataka	895284	858370	11880
17	Kerala	644696	582351	2472
18	Ladakh	8969	8056	122
19	Lakshadweep	0	0	0
20	Madhya Pradesh	217302	200664	3358
21	Maharashtra	1859367	1737080	47827
22	Manipur	26396	23166	311
23	Meghalaya	12410	11686	122
24	Mizoram	3977	3772	6
25	Nagaland	11479	10781	67
26	Odisha	321913	316970	1784
27	Puducherry	37311	36308	615
28	Punjab	157331	145093	4964
29	Rajasthan	284116	260773	2468

30	Sikkim	5215	4735	117
S.No.	Name of State / UT	Total Confirmed cases *	Cured/Discharged/Migrated	Death
31	Tamil Nadu	792788	770378	11822
32	Telangana	275261	266120	1480
33	Tripura	32945	32169	373
35	Uttar Pradesh	558173	528832	7967
36	West Bengal	507995	475425	8820
Total number of confirmed cases in India		7945975	7198877	119538

Designed & Developed by **SPICINDIA**