

Chandigarh's Fight Against COVID-19

CHDCOVID Mobile App

Know about
Quarantine cases sector wise, Hospitals,
Flu Clinics and quarantine centres in
Chandigarh on map

**Apply for COVID-19 movement pass for
emergency and essential services**

**Scan QR code
& download**



NEW [Information for Foreign Returnees](#)

NEW [List of Electricians / Plumbers / AC Mechanics for Providing Utility Services Across Various Zones in Chandigarh](#)




NEW [Distribution of 3 months of Food Grains to Poor Families](#)

NEW [Updated List of Chemist Shops for Home Delivery of Medicines](#)








NEW [Donate to COVID-19 Relief Fund of UT Chandigarh.](#)

NEW [Apply For Movement Pass](#)

NEW [Updated List of Retail Grocery Shops for Home Delivery in Chandigarh](#)

-  Government Medical College and Hospital (GMCH), Sector 32
-  Government Multi Speciality Hospital (GMSH), Sector 16
-  Post Graduate Institute of Medical Education & Research (PGIMER), Sector 12

OTHER DOCUMENTS

-  [Helpline Numbers of States & Union Territories for COVID-19](#)
-  [Advisory - Social Distancing](#)
-  [Advisory for Hospitals and Medical Institutions](#)
-  [Latest Testing Guidelines of Indian Council of Medical Research \(ICMR\)](#)
-  [Guidelines for notifying COVID-19 affected persons by Private Institutions](#)
-  [Letter from Secretary, Dept of Higher Education/School Education regarding Digital / e-Learning](#)
-  [Updated Guidelines on Clinical Management of COVID-19](#)



ABOUT COVID-19

Coronaviruses are a group of related viruses that cause diseases in mammals and birds. In humans, coronaviruses cause respiratory tract infections that can be mild, such as some cases of the common cold (among other possible causes, predominantly rhinoviruses), and others that can be lethal, such as SARS, MERS, and COVID-19. Symptoms in other species vary: in chickens, they cause an upper respiratory tract disease, while in cows and pigs they cause diarrhea. There are yet to be vaccines or antiviral drugs to prevent or treat human coronavirus infections.

Coronaviruses constitute the subfamily Orthocoronavirinae, in the family Coronaviridae, order Nidovirales, and realm Riboviria. They are enveloped viruses with a positive-sense single-stranded RNA genome and a nucleocapsid of helical symmetry. The genome size of coronaviruses ranges from approximately 27 to 34 kilobases, the largest among known RNA viruses. The name coronavirus is derived from the Latin corona, meaning & crown or & halo, which refers to the characteristic appearance reminiscent of a crown or a solar corona around the virions (virus particles) when viewed under two-dimensional transmission electron microscopy, due to the surface covering in club-shaped protein spikes.

[Read More](#) 

Confirmed
18502
Recovered
17365
Deaths
299
Total Sampled
158516
Positive Cases
18502
Negative Cases
139166
Rejected Samples
848
Result Awaited
157
* Statistics sourced from Department of Health, Chandigarh
Home Quarantined : 49000
* Statistics sourced from Municipal Corporation, Chandigarh

Corona Stats For India

Confirmed
7945975
Recovered
7198877
Deaths
119538

Total Volunteer/Organization Registered

Individual volunteer
231
Organization
32

COVID19 STATEWISE STATUS (*including foreign nationals, as on 2020-12-11 08:00:00)

* Statistics sourced from The Ministry of Health and Family Welfare :-

S.No.	Name of State / UT	Total Confirmed cases *	Cured/Discharged/Migrated	Death
1	Andaman and Nicobar Islands	4791	4652	61
2	Andhra Pradesh	873995	861711	7047
3	Arunachal Pradesh	16479	15739	55
4	Assam	214305	209790	999
5	Bihar	240572	233766	1307
6	Chandigarh	18410	17231	298
7	Chhattisgarh	252638	230238	3054
8	Dadra and Nagar Haveli and Daman and Diu	3354	3332	2
9	Delhi	601150	572523	9874
10	Goa	49131	47215	703
11	Gujarat	224081	206126	4135
12	Haryana	249329	235197	2676
13	Himachal Pradesh	47703	39065	773
14	Jammu and Kashmir	114773	108150	1775
15	Jharkhand	111003	108320	993

S.No.	Name of State / UT	Total Confirmed cases *	Cured/Discharged/Migrated	Death
16	Karnataka	897801	866664	11912
17	Kerala	654041	591845	2533
18	Ladakh	9071	8175	122
19	Lakshadweep	0	0	0
20	Madhya Pradesh	219893	203294	3373
21	Maharashtra	1868172	1747199	47972
22	Manipur	26685	23397	318
23	Meghalaya	12586	11883	123
24	Mizoram	4008	3800	6
25	Nagaland	11602	10868	68
26	Odisha	322642	317870	1794
27	Puducherry	37363	36372	617
28	Punjab	158556	146126	5007
29	Rajasthan	287219	265689	2500
30	Sikkim	5264	4779	118
31	Tamil Nadu	795240	772995	11853
32	Telengana	276516	267427	1485
33	Tripura	32997	32250	374
35	Uttar Pradesh	561161	532349	8011
36	West Bengal	513752	481385	8916
Total number of confirmed cases in India		7945975	7198877	119538

