


## Chandigarh's Fight Against COVID-19




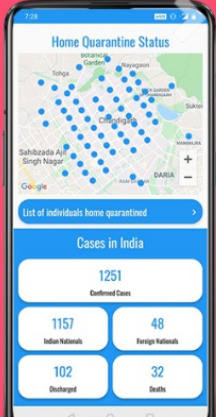

### CHDCOVID Mobile App

Know about  
Quarantine cases sector wise, Hospitals,  
Flu Clinics and quarantine centres in  
Chandigarh on map

Apply for **COVID-19** movement pass for  
emergency and essential services

### Scan QR code & download





Information for Foreign Returnees

List of Electricians / Plumbers / AC Mechanics for Providing Utility Services Across Various Zones in Chandigarh

Distribution of 3 months of Food Grains to Poor Families

Updated List of Chemist Shops for Home Delivery of Medicines

**NEW**

Donate to COVID-19 Relief Fund of UT Chandigarh.

Apply For Movement Pass

**NEW**

Updated List of Retail Grocery Shops for Home Delivery in Chandigarh

### ISOLATION CENTERS SETUP

- » Government Medical College and Hospital (GMCH), Sector 32
- » Government Multi Speciality Hospital (GMSH), Sector 16
- » Post Graduate Institute of Medical Education & Research (PGIMER), Sector 12

### OTHER DOCUMENTS

- » Helpline Numbers of States & Union Territories for COVID-19
- » Advisory - Social Distancing
- » Advisory for Hospitals and Medical Institutions
- » Latest Testing Guidelines of Indian Council of Medical Research (ICMR)
- » Guidelines for notifying COVID-19 affected persons by Private Institutions
- » Letter from Secretary, Dept of Higher Education/School Education regarding Digital / e-Learning
- » Updated Guidelines on Clinical Management of COVID-19



## ABOUT COVID-19

Coronaviruses are a group of related viruses that cause diseases in mammals and birds. In humans, coronaviruses cause respiratory tract infections that can be mild, such as some cases of the common cold (among other possible causes, predominantly rhinoviruses), and others that can be lethal, such as SARS, MERS, and COVID-19. Symptoms in other species vary: in chickens, they cause an upper respiratory tract disease, while in cows and pigs they cause diarrhea. There are yet to be vaccines or antiviral drugs to prevent or treat human coronavirus infections.

Coronaviruses constitute the subfamily Orthocoronavirinae, in the family Coronaviridae, order Nidovirales, and realm Riboviria. They are enveloped viruses with a positive-sense single-stranded RNA genome and a nucleocapsid of helical symmetry. The genome size of coronaviruses ranges from approximately 27 to 34 kilobases, the largest among known RNA viruses. The name coronavirus is derived from the Latin corona, meaning & crown or & halo, which refers to the characteristic appearance reminiscent of a crown or a solar corona around the virions (virus particles) when viewed under two-dimensional transmission electron microscopy, due to the surface covering in club-shaped protein spikes. [Read More →](#)

## Corona Stats For Chandigarh

Confirmed

18638

Recovered

17571

Deaths
301
Total Sampled
160600
Positive Cases
18638
Negative Cases
141106
Rejected Samples
856
Result Awaited
91

\* Statistics sourced from Department of Health, Chandigarh

Home Quarantined : 49324
--------------------------

\* Statistics sourced from Municipal Corporation, Chandigarh

## Corona Stats For India

Confirmed
7945975
Recovered
7198877
Deaths
119538

## Total Volunteer/Organization Registered

Individual volunteer
231
Organization
32

COVID19 STATEWISE STATUS (\*including foreign nationals, as on 2020-12-13 08:00:00)

\* Statistics sourced from The Ministry of Health and Family Welfare :-

S.No.	Name of State / UT	Total Confirmed cases *	Cured/Discharged/Migrated	Death
1	Andaman and Nicobar Islands	4805	4665	61
2	Andhra Pradesh	875025	862895	7052
3	Arunachal Pradesh	16509	16185	55
4	Assam	214584	210057	1000
5	Bihar	241776	234958	1317
6	Chandigarh	18572	17457	300
7	Chhattisgarh	255761	234037	3084
8	Dadra and Nagar Haveli and Daman and Diu	3356	3337	2
9	Delhi	605470	578116	9981
10	Goa	49305	47489	705
11	Gujarat	226508	208867	4160
12	Haryana	251402	238374	2710
13	Himachal Pradesh	48951	40573	803
14	Jammu and Kashmir	115626	109002	1793
15	Jharkhand	111366	108761	995
16	Karnataka	900214	870002	11939
17	Kerala	664632	601861	2594
18	Ladakh	9138	8252	123
19	Lakshadweep	0	0	0
20	Madhya Pradesh	222397	206059	3391
21	Maharashtra	1876699	1753922	48139
22	Manipur	27036	23657	322
23	Meghalaya	12743	11977	125
24	Mizoram	4035	3836	7
25	Nagaland	11676	10998	68
26	Odisha	323364	318683	1802
27	Puducherry	37444	36479	619
28	Punjab	159579	147431	5057
29	Rajasthan	289999	270650	2528

30	Sikkim	5316 Total Confirmed	4834	118
S.No.	Name of State / UT	cases *	Cured/Discharged/Migrated	Death
31	Tamil Nadu	797693	775602	11883
32	Telangana	277724	268601	1493
33	Tripura	33038	32310	376
35	Uttar Pradesh	564132	535985	8056
36	West Bengal	519215	487171	9010
Total number of confirmed cases in India		7945975	7198877	119538

Designed & Developed by **SPICINDIA**