

# Chandigarh's Fight Against COVID-19

## CHDCOVID Mobile App

**Know about**  
Quarantine cases sector wise, Hospitals,  
Flu Clinics and quarantine centres in  
Chandigarh on map

**Apply for COVID-19 movement pass for  
emergency and essential services**

**Scan QR code  
& download**



**NEW** [Information for Foreign Returnees](#)

**NEW** [List of Electricians / Plumbers / AC Mechanics for Providing Utility Services Across Various Zones in Chandigarh](#)

**NEW** [Distribution of 3 months of Food Grains to Poor Families](#)

**NEW** [Updated List of Chemist Shops for Home Delivery of Medicines](#)

**NEW** [Donate to COVID-19 Relief Fund of UT Chandigarh.](#)

**NEW** [Apply For Movement Pass](#)

**NEW** [Updated List of Retail Grocery Shops for Home Delivery in Chandigarh](#)

- Government Medical College and Hospital (GMCH), Sector 32
- Government Multi Speciality Hospital (GMSH), Sector 16
- Post Graduate Institute of Medical Education & Research (PGIMER), Sector 12

## OTHER DOCUMENTS

- [Helpline Numbers of States & Union Territories for COVID-19](#)
- [Advisory - Social Distancing](#)
- [Advisory for Hospitals and Medical Institutions](#)
- [Latest Testing Guidelines of Indian Council of Medical Research \(ICMR\)](#)
- [Guidelines for notifying COVID-19 affected persons by Private Institutions](#)
- [Letter from Secretary, Dept of Higher Education/School Education regarding Digital / e-Learning](#)
- [Updated Guidelines on Clinical Management of COVID-19](#)



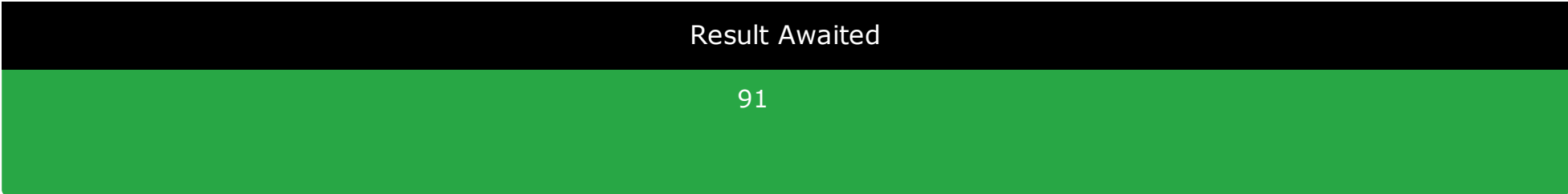
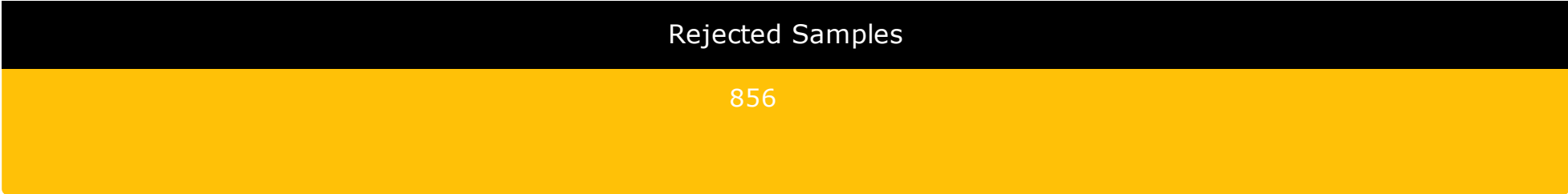
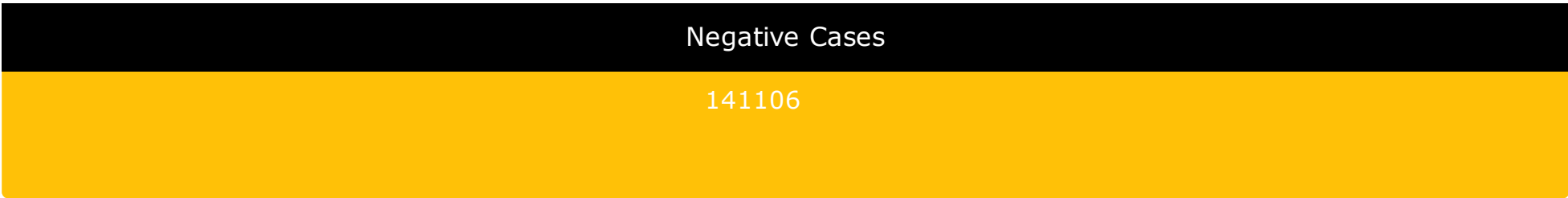
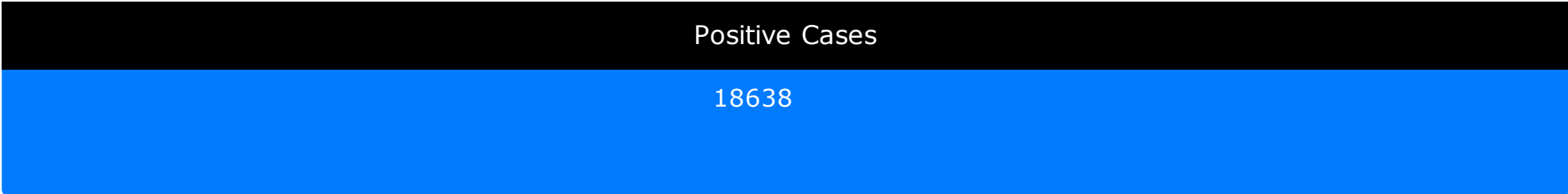
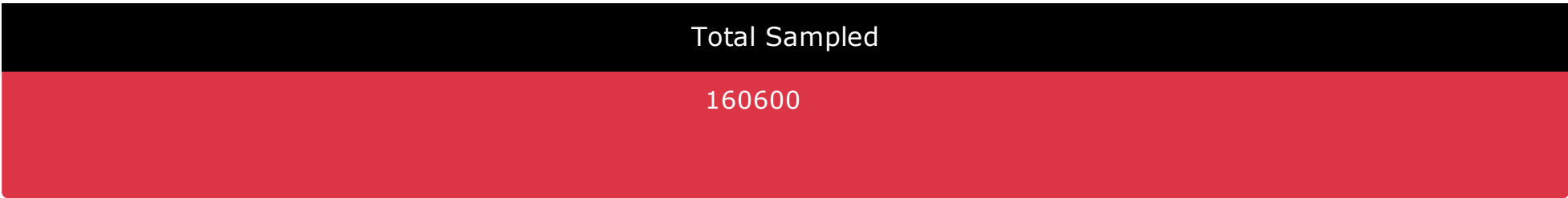
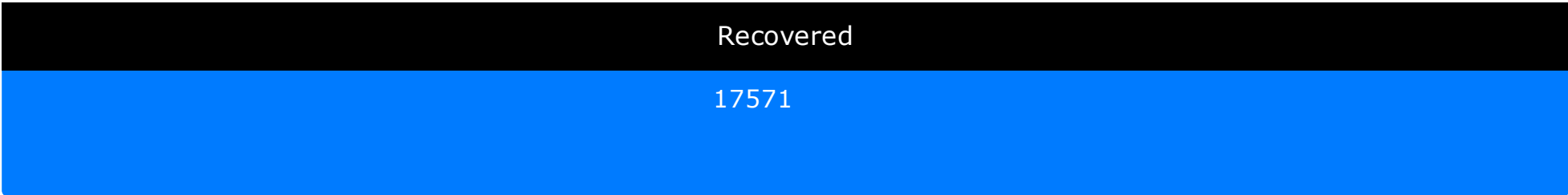
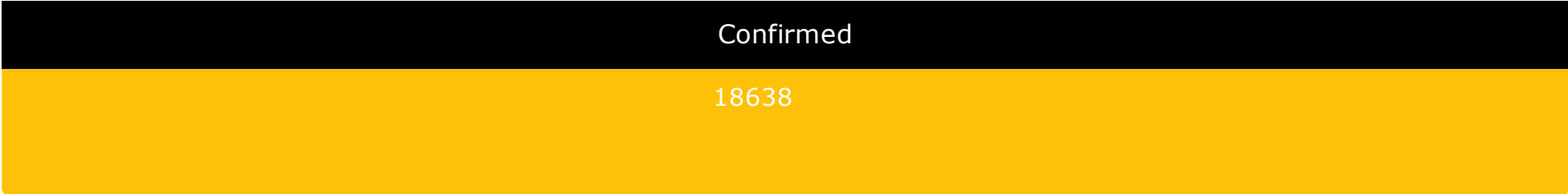
## ABOUT COVID-19

Coronaviruses are a group of related viruses that cause diseases in mammals and birds. In humans, coronaviruses cause respiratory tract infections that can be mild, such as some cases of the common cold (among other possible causes, predominantly rhinoviruses), and others that can be lethal, such as SARS, MERS, and COVID-19. Symptoms in other species vary: in chickens, they cause an upper respiratory tract disease, while in cows and pigs they cause diarrhea. There are yet to be vaccines or antiviral drugs to prevent or treat human coronavirus infections.

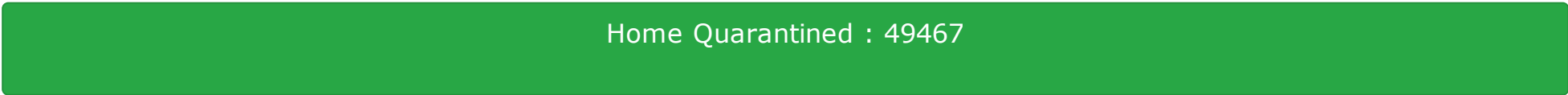
Coronaviruses constitute the subfamily Orthocoronavirinae, in the family Coronaviridae, order Nidovirales, and realm Riboviria. They are enveloped viruses with a positive-sense single-stranded RNA genome and a nucleocapsid of helical symmetry. The genome size of coronaviruses ranges from approximately 27 to 34 kilobases, the largest among known RNA viruses. The name coronavirus is derived from the Latin corona, meaning & crown or & halo, which refers to the characteristic appearance reminiscent of a crown or a solar corona around the virions (virus particles) when viewed under two-dimensional transmission electron microscopy, due to the surface covering in club-shaped protein spikes.

[Read More](#)

# Corona Stats For Chandigarh



\* Statistics sourced from Department of Health, Chandigarh



\* Statistics sourced from Municipal Corporation, Chandigarh



# Corona Stats For India

Confirmed
7945975
Recovered
7198877
Deaths
119538

## Total Volunteer/Organization Registered

Individual volunteer
231
Organization
32

### COVID19 STATEWISE STATUS (\*including foreign nationals, as on 2020-12-14 08:00:00)

\* Statistics sourced from The Ministry of Health and Family Welfare :-

S.No.	Name of State / UT	Total Confirmed cases *	Cured/Discharged/Migrated	Death
1	Andaman and Nicobar Islands	4818	4673	61
2	Andhra Pradesh	875531	863508	7057
3	Arunachal Pradesh	16513	16206	55
4	Assam	214657	210174	1002
5	Bihar	242224	235528	1321
6	Chandigarh	18638	17571	301
7	Chhattisgarh	257020	234853	3097
8	Dadra and Nagar Haveli and Daman and Diu	3356	3337	2
9	Delhi	607454	580655	10014
10	Goa	49362	47590	706
11	Gujarat	227683	210214	4171
12	Haryana	252392	239800	2717
13	Himachal Pradesh	49375	41313	811
14	Jammu and Kashmir	116008	109507	1799
15	Jharkhand	111510	108940	999

S.No.	Name of State / UT	Total Confirmed cases *	Cured/Discharged/ Migrated	Death
16	Karnataka	901410	872038	11944
17	Kerala	669330	607119	2623
18	Ladakh	9155	8383	123
19	Lakshadweep	0	0	0
20	Madhya Pradesh	223578	207337	3404
21	Maharashtra	1880416	1757005	48209
22	Manipur	27155	23759	322
23	Meghalaya	12866	12008	128
24	Mizoram	4040	3847	7
25	Nagaland	11709	11007	68
26	Odisha	323757	319069	1807
27	Puducherry	37492	36536	619
28	Punjab	160200	148047	5077
29	Rajasthan	291289	272118	2542
30	Sikkim	5338	4864	118
31	Tamil Nadu	798888	776878	11895
32	Telengana	278108	269232	1496
33	Tripura	33048	32342	376
35	Uttar Pradesh	565556	537755	8072
36	West Bengal	521795	490165	9057
Total number of confirmed cases in India		7945975	7198877	119538

