


Chandigarh's Fight Against COVID-19




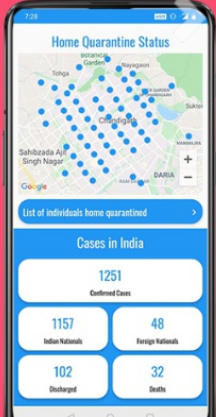

CHDCOVID Mobile App

Know about
Quarantine cases sector wise, Hospitals,
Flu Clinics and quarantine centres in
Chandigarh on map

Apply for **COVID-19** movement pass for
emergency and essential services

Scan QR code & download





formation for Foreign Returnees

st of Electricians / Plumbers / AC Mechanics for Providing Utility Services Across Various Zones in Chandigarh

tribution of 3 months of Food Grains to Poor Families

dated List of Chemist Shops for Home Delivery of Medicines



Donate to COVID-19 Relief Fund of UT Chandigarh.

ply For Movement Pass



Updated List of Retail Grocery Shops for Home Delivery in Chandigarh

ISOLATION CENTERS SETUP

- » Government Medical College and Hospital (GMCH), Sector 32
- » Government Multi Speciality Hospital (GMSH), Sector 16
- » Post Graduate Institute of Medical Education & Research (PGIMER), Sector 12

OTHER DOCUMENTS

- » Helpline Numbers of States & Union Territories for COVID-19
- » Advisory - Social Distancing
- » Advisory for Hospitals and Medical Institutions
- » Latest Testing Guidelines of Indian Council of Medical Research (ICMR)
- » Guidelines for notifying COVID-19 affected persons by Private Institutions
- » Letter from Secretary, Dept of Higher Education/School Education regarding Digital / e-Learning
- » Updated Guidelines on Clinical Management of COVID-19



ABOUT COVID-19

Coronaviruses are a group of related viruses that cause diseases in mammals and birds. In humans, coronaviruses cause respiratory tract infections that can be mild, such as some cases of the common cold (among other possible causes, predominantly rhinoviruses), and others that can be lethal, such as SARS, MERS, and COVID-19. Symptoms in other species vary: in chickens, they cause an upper respiratory tract disease, while in cows and pigs they cause diarrhea. There are yet to be vaccines or antiviral drugs to prevent or treat human coronavirus infections.

Coronaviruses constitute the subfamily Orthocoronavirinae, in the family Coronaviridae, order Nidovirales, and realm Riboviria. They are enveloped viruses with a positive-sense single-stranded RNA genome and a nucleocapsid of helical symmetry. The genome size of coronaviruses ranges from approximately 27 to 34 kilobases, the largest among known RNA viruses. The name coronavirus is derived from the Latin corona, meaning & crown or & halo, which refers to the characteristic appearance reminiscent of a crown or a solar corona around the virions (virus particles) when viewed under two-dimensional transmission electron microscopy, due to the surface covering in club-shaped protein spikes. [Read More →](#)

Corona Stats For Chandigarh

Confirmed

18776

Recovered

17837

Deaths
304
Total Sampled
162991
Positive Cases
18776
Negative Cases
143354
Rejected Samples
861
Result Awaited
121

* Statistics sourced from Department of Health, Chandigarh

Home Quarantined : 49572

* Statistics sourced from Municipal Corporation, Chandigarh

Corona Stats For India

Confirmed
7945975
Recovered
7198877
Deaths
119538

Total Volunteer/Organization Registered

Individual volunteer
231
Organization
32

COVID19 STATEWISE STATUS (*including foreign nationals, as on 2020-12-15 08:00:00)

* Statistics sourced from The Ministry of Health and Family Welfare :-

S.No.	Name of State / UT	Total Confirmed cases *	Cured/Discharged/Migrated	Death
1	Andaman and Nicobar Islands	4834	4681	61
2	Andhra Pradesh	875836	864049	7059
3	Arunachal Pradesh	16536	16243	55
4	Assam	214803	210299	1003
5	Bihar	242660	236247	1325
6	Chandigarh	18714	17698	302
7	Chhattisgarh	258635	236588	3116
8	Dadra and Nagar Haveli and Daman and Diu	3359	3338	2
9	Delhi	608830	583509	10074
10	Goa	49474	47737	707
11	Gujarat	228803	211603	4182
12	Haryana	253385	241544	2733
13	Himachal Pradesh	49761	41990	823
14	Jammu and Kashmir	116254	109894	1802
15	Jharkhand	111722	109141	1000
16	Karnataka	902240	874202	11954
17	Kerala	672037	611600	2647
18	Ladakh	9166	8429	123
19	Lakshadweep	0	0	0
20	Madhya Pradesh	224636	208421	3412
21	Maharashtra	1883365	1761615	48269
22	Manipur	27209	24739	324
23	Meghalaya	12941	12058	130
24	Mizoram	4049	3869	7
25	Nagaland	11728	11066	69
26	Odisha	324089	319458	1811
27	Puducherry	37513	36586	620
28	Punjab	160659	148680	5098
29	Rajasthan	292539	273784	2555

30	Sikkim	5340	4919	118
S.No.	Name of State / UT	Total Confirmed cases *	Cured/Discharged/Migrated	Death
31	Tamil Nadu	800029	778081	11909
32	Telengana	278599	269828	1499
33	Tripura	33057	32367	376
35	Uttar Pradesh	566728	539727	8083
36	West Bengal	523629	493145	9100
Total number of confirmed cases in India		7945975	7198877	119538

Designed & Developed by **SPICINDIA**