

Chandigarh's Fight Against COVID-19

CHDCOVID Mobile App

Know about
Quarantine cases sector wise, Hospitals,
Flu Clinics and quarantine centres in
Chandigarh on map

**Apply for COVID-19 movement pass for
emergency and essential services**

**Scan QR code
& download**



NEW [Information for Foreign Returnees](#)

NEW [List of Electricians / Plumbers / AC Mechanics for Providing Utility Services Across Various Zones in Chandigarh](#)




NEW [Distribution of 3 months of Food Grains to Poor Families](#)

NEW [Updated List of Chemist Shops for Home Delivery of Medicines](#)








NEW [Donate to COVID-19 Relief Fund of UT Chandigarh.](#)

NEW [Apply For Movement Pass](#)

NEW [Updated List of Retail Grocery Shops for Home Delivery in Chandigarh](#)

-  Government Medical College and Hospital (GMCH), Sector 32
-  Government Multi Speciality Hospital (GMSH), Sector 16
-  Post Graduate Institute of Medical Education & Research (PGIMER), Sector 12

OTHER DOCUMENTS

-  [Helpline Numbers of States & Union Territories for COVID-19](#)
-  [Advisory - Social Distancing](#)
-  [Advisory for Hospitals and Medical Institutions](#)
-  [Latest Testing Guidelines of Indian Council of Medical Research \(ICMR\)](#)
-  [Guidelines for notifying COVID-19 affected persons by Private Institutions](#)
-  [Letter from Secretary, Dept of Higher Education/School Education regarding Digital / e-Learning](#)
-  [Updated Guidelines on Clinical Management of COVID-19](#)



ABOUT COVID-19

Coronaviruses are a group of related viruses that cause diseases in mammals and birds. In humans, coronaviruses cause respiratory tract infections that can be mild, such as some cases of the common cold (among other possible causes, predominantly rhinoviruses), and others that can be lethal, such as SARS, MERS, and COVID-19. Symptoms in other species vary: in chickens, they cause an upper respiratory tract disease, while in cows and pigs they cause diarrhea. There are yet to be vaccines or antiviral drugs to prevent or treat human coronavirus infections.

Coronaviruses constitute the subfamily Orthocoronavirinae, in the family Coronaviridae, order Nidovirales, and realm Riboviria. They are enveloped viruses with a positive-sense single-stranded RNA genome and a nucleocapsid of helical symmetry. The genome size of coronaviruses ranges from approximately 27 to 34 kilobases, the largest among known RNA viruses. The name coronavirus is derived from the Latin corona, meaning & crown or & halo, which refers to the characteristic appearance reminiscent of a crown or a solar corona around the virions (virus particles) when viewed under two-dimensional transmission electron microscopy, due to the surface covering in club-shaped protein spikes.

[Read More](#) 

Confirmed
18843
Recovered
17912
Deaths
304
Total Sampled
164254
Positive Cases
18843
Negative Cases
144548
Rejected Samples
863
Result Awaited
159
* Statistics sourced from Department of Health, Chandigarh
Home Quarantined : 49735
* Statistics sourced from Municipal Corporation, Chandigarh

Corona Stats For India

Confirmed
7945975
Recovered
7198877
Deaths
119538

Total Volunteer/Organization Registered

Individual volunteer
231
Organization
32

COVID19 STATEWISE STATUS (*including foreign nationals, as on 2020-12-16 08:00:00)

* Statistics sourced from The Ministry of Health and Family Welfare :-

S.No.	Name of State / UT	Total Confirmed cases *	Cured/Discharged/Migrated	Death
1	Andaman and Nicobar Islands	4842	4688	61
2	Andhra Pradesh	876336	864612	7064
3	Arunachal Pradesh	16553	16264	55
4	Assam	214945	210401	1004
5	Bihar	243281	236782	1329
6	Chandigarh	18776	17837	304
7	Chhattisgarh	260240	239468	3135
8	Dadra and Nagar Haveli and Daman and Diu	3359	3338	2
9	Delhi	610447	585852	10115
10	Goa	49566	47861	710
11	Gujarat	229913	212839	4193
12	Haryana	254207	243224	2751
13	Himachal Pradesh	50196	42568	836
14	Jammu and Kashmir	116600	110354	1812
15	Jharkhand	111931	109352	1001

S.No.	Name of State / UT	Total Confirmed cases *	Cured/Discharged/ Migrated	Death
16	Karnataka	903425	875796	11965
17	Kerala	677255	616666	2680
18	Ladakh	9217	8469	123
19	Lakshadweep	0	0	0
20	Madhya Pradesh	225709	209768	3425
21	Maharashtra	1886807	1766010	48339
22	Manipur	27292	24880	327
23	Meghalaya	13007	12186	131
24	Mizoram	4080	3894	7
25	Nagaland	11761	11097	69
26	Odisha	324389	319850	1815
27	Puducherry	37550	36633	620
28	Punjab	161053	149434	5117
29	Rajasthan	293584	275506	2568
30	Sikkim	5365	4952	119
31	Tamil Nadu	801161	779291	11919
32	Telangana	279135	270450	1502
33	Tripura	33081	32397	378
35	Uttar Pradesh	568064	541579	8103
36	West Bengal	525918	496110	9145
Total number of confirmed cases in India		7945975	7198877	119538

