

Chandigarh's Fight Against COVID-19

CHDCOVID Mobile App

Know about
Quarantine cases sector wise, Hospitals,
Flu Clinics and quarantine centres in
Chandigarh on map

**Apply for COVID-19 movement pass for
emergency and essential services**

**Scan QR code
& download**



NEW [Information for Foreign Returnees](#)

NEW [List of Electricians / Plumbers / AC Mechanics for Providing Utility Services Across Various Zones in Chandigarh](#)




NEW [Distribution of 3 months of Food Grains to Poor Families](#)

NEW [Updated List of Chemist Shops for Home Delivery of Medicines](#)








NEW [Donate to COVID-19 Relief Fund of UT Chandigarh.](#)

NEW [Apply For Movement Pass](#)

NEW [Updated List of Retail Grocery Shops for Home Delivery in Chandigarh](#)

-  Government Medical College and Hospital (GMCH), Sector 32
-  Government Multi Speciality Hospital (GMSH), Sector 16
-  Post Graduate Institute of Medical Education & Research (PGIMER), Sector 12

OTHER DOCUMENTS

-  [Helpline Numbers of States & Union Territories for COVID-19](#)
-  [Advisory - Social Distancing](#)
-  [Advisory for Hospitals and Medical Institutions](#)
-  [Latest Testing Guidelines of Indian Council of Medical Research \(ICMR\)](#)
-  [Guidelines for notifying COVID-19 affected persons by Private Institutions](#)
-  [Letter from Secretary, Dept of Higher Education/School Education regarding Digital / e-Learning](#)
-  [Updated Guidelines on Clinical Management of COVID-19](#)



ABOUT COVID-19

Coronaviruses are a group of related viruses that cause diseases in mammals and birds. In humans, coronaviruses cause respiratory tract infections that can be mild, such as some cases of the common cold (among other possible causes, predominantly rhinoviruses), and others that can be lethal, such as SARS, MERS, and COVID-19. Symptoms in other species vary: in chickens, they cause an upper respiratory tract disease, while in cows and pigs they cause diarrhea. There are yet to be vaccines or antiviral drugs to prevent or treat human coronavirus infections.

Coronaviruses constitute the subfamily Orthocoronavirinae, in the family Coronaviridae, order Nidovirales, and realm Riboviria. They are enveloped viruses with a positive-sense single-stranded RNA genome and a nucleocapsid of helical symmetry. The genome size of coronaviruses ranges from approximately 27 to 34 kilobases, the largest among known RNA viruses. The name coronavirus is derived from the Latin corona, meaning & crown or & halo, which refers to the characteristic appearance reminiscent of a crown or a solar corona around the virions (virus particles) when viewed under two-dimensional transmission electron microscopy, due to the surface covering in club-shaped protein spikes.

[Read More](#) 

Confirmed
18979
Recovered
18139
Deaths
305
Total Sampled
166499
Positive Cases
18979
Negative Cases
146655
Rejected Samples
865
Result Awaited
127
* Statistics sourced from Department of Health, Chandigarh
Home Quarantined : 50072
* Statistics sourced from Municipal Corporation, Chandigarh

Corona Stats For India

Confirmed
7945975
Recovered
7198877
Deaths
119538

Total Volunteer/Organization Registered

Individual volunteer
231
Organization
32

COVID19 STATEWISE STATUS (*including foreign nationals, as on 2020-12-17 08:00:00)

* Statistics sourced from The Ministry of Health and Family Welfare :-

S.No.	Name of State / UT	Total Confirmed cases *	Cured/Discharged/ Migrated	Death
1	Andaman and Nicobar Islands	4850	4698	61
2	Andhra Pradesh	876814	865327	7067
3	Arunachal Pradesh	16574	16278	55
4	Assam	215042	210491	1007
5	Bihar	243830	237267	1332
6	Chandigarh	18843	17912	304
7	Chhattisgarh	261901	241288	3145
8	Dadra and Nagar Haveli and Daman and Diu	3360	3342	2
9	Delhi	611994	588586	10147
10	Goa	49657	47965	713
11	Gujarat	231073	214223	4203
12	Haryana	255014	244676	2765
13	Himachal Pradesh	50680	43614	848
14	Jammu and Kashmir	116932	110769	1817
15	Jharkhand	112121	109532	1004

S.No.	Name of State / UT	Total Confirmed cases *	Cured/Discharged/Migrated	Death
16	Karnataka	904665	877199	11971
17	Kerala	683440	622394	2707
18	Ladakh	9238	8579	123
19	Lakshadweep	0	0	0
20	Madhya Pradesh	226788	211025	3433
21	Maharashtra***	1886807	1769897	48434
22	Manipur	27373	25107	329
23	Meghalaya	13072	12252	133
24	Mizoram	4085	3907	7
25	Nagaland	11787	11120	70
26	Odisha	324796	320208	1820
27	Puducherry	37582	36661	622
28	Punjab	161383	150007	5135
29	Rajasthan	294831	277743	2578
30	Sikkim	5398	4971	121
31	Tamil Nadu	802342	780531	11931
32	Telengana	279644	270967	1505
33	Tripura	33098	32429	378
35	Uttar Pradesh	569263	543344	8118
36	West Bengal	528211	498877	9191
Total number of confirmed cases in India		7945975	7198877	119538

