


Chandigarh's Fight Against COVID-19




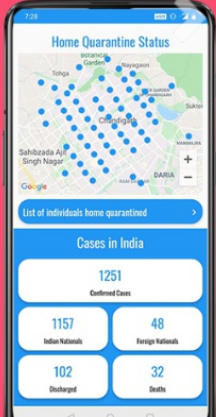

CHDCOVID Mobile App

Know about
Quarantine cases sector wise, Hospitals,
Flu Clinics and quarantine centres in
Chandigarh on map

Apply for **COVID-19** movement pass for
emergency and essential services

Scan QR code & download





Information for Foreign Returnees

List of Electricians / Plumbers / AC Mechanics for Providing Utility Services Across Various Zones in Chandigarh

Distribution of 3 months of Food Grains to Poor Families

Updated List of Chemist Shops for Home Delivery of Medicines

NEW

Donate to COVID-19 Relief Fund of UT Chandigarh.

Apply For Movement Pass

NEW

Updated List of Retail Grocery Shops for Home Delivery in Chandigarh

ISOLATION CENTERS SETUP

- » Government Medical College and Hospital (GMCH), Sector 32
- » Government Multi Speciality Hospital (GMSH), Sector 16
- » Post Graduate Institute of Medical Education & Research (PGIMER), Sector 12

OTHER DOCUMENTS

- » Helpline Numbers of States & Union Territories for COVID-19
- » Advisory - Social Distancing
- » Advisory for Hospitals and Medical Institutions
- » Latest Testing Guidelines of Indian Council of Medical Research (ICMR)
- » Guidelines for notifying COVID-19 affected persons by Private Institutions
- » Letter from Secretary, Dept of Higher Education/School Education regarding Digital / e-Learning
- » Updated Guidelines on Clinical Management of COVID-19



ABOUT COVID-19

Coronaviruses are a group of related viruses that cause diseases in mammals and birds. In humans, coronaviruses cause respiratory tract infections that can be mild, such as some cases of the common cold (among other possible causes, predominantly rhinoviruses), and others that can be lethal, such as SARS, MERS, and COVID-19. Symptoms in other species vary: in chickens, they cause an upper respiratory tract disease, while in cows and pigs they cause diarrhea. There are yet to be vaccines or antiviral drugs to prevent or treat human coronavirus infections.

Coronaviruses constitute the subfamily Orthocoronavirinae, in the family Coronaviridae, order Nidovirales, and realm Riboviria. They are enveloped viruses with a positive-sense single-stranded RNA genome and a nucleocapsid of helical symmetry. The genome size of coronaviruses ranges from approximately 27 to 34 kilobases, the largest among known RNA viruses. The name coronavirus is derived from the Latin corona, meaning & crown or & halo, which refers to the characteristic appearance reminiscent of a crown or a solar corona around the virions (virus particles) when viewed under two-dimensional transmission electron microscopy, due to the surface covering in club-shaped protein spikes. [Read More →](#)

Corona Stats For Chandigarh

Confirmed

19184

Recovered

18508

Deaths
312
Total Sampled
170841
Positive Cases
19184
Negative Cases
150787
Rejected Samples
870
Result Awaited
135

* Statistics sourced from Department of Health, Chandigarh

Home Quarantined : 50297

* Statistics sourced from Municipal Corporation, Chandigarh

Corona Stats For India

Confirmed
7945975
Recovered
7198877
Deaths
119538

Total Volunteer/Organization Registered

Individual volunteer
231
Organization
32

COVID19 STATEWISE STATUS (*including foreign nationals, as on 2020-12-22 08:00:00)

* Statistics sourced from The Ministry of Health and Family Welfare :-

S.No.	Name of State / UT	Total Confirmed cases *	Cured/Discharged/Migrated	Death
1	Andaman and Nicobar Islands	4888	4740	62
2	Andhra Pradesh	878937	867867	7078
3	Arunachal Pradesh	16652	16369	56
4	Assam	215510	210965	1020
5	Bihar	246568	240219	1358
6	Chandigarh	19128	18429	310
7	Chhattisgarh	268477	249218	3199
8	Dadra and Nagar Haveli and Daman and Diu	3363	3354	2
9	Delhi	617808	598249	10304
10	Goa	50143	48479	723
11	Gujarat	236259	220393	4241
12	Haryana	258197	249840	2832
13	Himachal Pradesh	52623	46852	885
14	Jammu and Kashmir	118495	113026	1844
15	Jharkhand	113198	110512	1011
16	Karnataka	910241	884205	12016
17	Kerala	709292	645779	2843
18	Ladakh	9286	8852	125
19	Lakshadweep	0	0	0
20	Madhya Pradesh	232319	217775	3490
21	Maharashtra	1899352	1789958	48801
22	Manipur	27684	25779	337
23	Meghalaya	13258	12692	134
24	Mizoram	4133	3973	7
25	Nagaland	11858	11323	73
26	Odisha	326596	321956	1839
27	Puducherry	37762	36803	627
28	Punjab	163378	152758	5212
29	Rajasthan	299909	285322	2626

30	Sikkim	5576	5092	124
S.No.	Name of State / UT	Total Confirmed cases *	Cured/Discharged/Migrated	Death
31	Tamil Nadu	807962	786472	11995
32	Telengana	282347	274260	1518
33	Tripura	33188	32595	380
35	Uttar Pradesh	575621	550587	8212
36	West Bengal	538343	512039	9401
Total number of confirmed cases in India		7945975	7198877	119538

Designed & Developed by **SPICINDIA**