


Chandigarh's Fight Against COVID-19






CHDCOVID Mobile App

Know about
Quarantine cases sector wise, Hospitals,
Flu Clinics and quarantine centres in
Chandigarh on map

Apply for **COVID-19** movement pass for
emergency and essential services

Scan QR code & download





Information for Foreign Returnees

List of Electricians / Plumbers / AC Mechanics for Providing Utility Services Across Various Zones in Chandigarh

Distribution of 3 months of Food Grains to Poor Families

Updated List of Chemist Shops for Home Delivery of Medicines

NEW

Donate to COVID-19 Relief Fund of UT Chandigarh.

Apply For Movement Pass

NEW

Updated List of Retail Grocery Shops for Home Delivery in Chandigarh

ISOLATION CENTERS SETUP

- » Government Medical College and Hospital (GMCH), Sector 32
- » Government Multi Speciality Hospital (GMSH), Sector 16
- » Post Graduate Institute of Medical Education & Research (PGIMER), Sector 12

OTHER DOCUMENTS

- » Helpline Numbers of States & Union Territories for COVID-19
- » Advisory - Social Distancing
- » Advisory for Hospitals and Medical Institutions
- » Latest Testing Guidelines of Indian Council of Medical Research (ICMR)
- » Guidelines for notifying COVID-19 affected persons by Private Institutions
- » Letter from Secretary, Dept of Higher Education/School Education regarding Digital / e-Learning
- » Updated Guidelines on Clinical Management of COVID-19



ABOUT COVID-19

Coronaviruses are a group of related viruses that cause diseases in mammals and birds. In humans, coronaviruses cause respiratory tract infections that can be mild, such as some cases of the common cold (among other possible causes, predominantly rhinoviruses), and others that can be lethal, such as SARS, MERS, and COVID-19. Symptoms in other species vary: in chickens, they cause an upper respiratory tract disease, while in cows and pigs they cause diarrhea. There are yet to be vaccines or antiviral drugs to prevent or treat human coronavirus infections.

Coronaviruses constitute the subfamily Orthocoronavirinae, in the family Coronaviridae, order Nidovirales, and realm Riboviria. They are enveloped viruses with a positive-sense single-stranded RNA genome and a nucleocapsid of helical symmetry. The genome size of coronaviruses ranges from approximately 27 to 34 kilobases, the largest among known RNA viruses. The name coronavirus is derived from the Latin corona, meaning & crown or & halo, which refers to the characteristic appearance reminiscent of a crown or a solar corona around the virions (virus particles) when viewed under two-dimensional transmission electron microscopy, due to the surface covering in club-shaped protein spikes. [Read More →](#)

Corona Stats For Chandigarh

Confirmed

19266

Recovered

18584

Deaths
313
Total Sampled
172379
Positive Cases
19266
Negative Cases
152240
Rejected Samples
873
Result Awaited
135

* Statistics sourced from Department of Health, Chandigarh

Home Quarantined : 50402

* Statistics sourced from Municipal Corporation, Chandigarh

Corona Stats For India

Confirmed
7945975
Recovered
7198877
Deaths
119538

Total Volunteer/Organization Registered

Individual volunteer
231
Organization
32

COVID19 STATEWISE STATUS (*including foreign nationals, as on 2020-12-23 08:00:00)

* Statistics sourced from The Ministry of Health and Family Welfare :-

S.No.	Name of State / UT	Total Confirmed cases *	Cured/Discharged/Migrated	Death
1	Andaman and Nicobar Islands	4893	4749	62
2	Andhra Pradesh	879339	868279	7082
3	Arunachal Pradesh	16657	16379	56
4	Assam	215585	211078	1024
5	Bihar	247108	240716	1362
6	Chandigarh	19184	18508	312
7	Chhattisgarh	269857	250766	3212
8	Dadra and Nagar Haveli and Daman and Diu	3364	3357	2
9	Delhi	618747	599683	10329
10	Goa	50239	48567	725
11	Gujarat	237247	221602	4248
12	Haryana	258731	250502	2842
13	Himachal Pradesh	52955	47275	889
14	Jammu and Kashmir	118803	113307	1850
15	Jharkhand	113407	110758	1014
16	Karnataka	911382	885341	12029
17	Kerala	715341	650836	2870
18	Ladakh	9296	8901	125
19	Lakshadweep	0	0	0
20	Madhya Pradesh	233324	218828	3502
21	Maharashtra	1902458	1794080	48876
22	Manipur	27723	25928	337
23	Meghalaya	13299	12735	134
24	Mizoram	4141	3989	7
25	Nagaland	11866	11373	76
26	Odisha	326915	322344	1843
27	Puducherry	37811	36822	629
28	Punjab	163665	153382	5230
29	Rajasthan	300716	286481	2634

30	Sikkim	5610 Total Confirmed	5108	124
S.No.	Name of State / UT	cases *	Cured/Discharged/Migrated	Death
31	Tamil Nadu	809014	787611	12012
32	Telangana	282982	274833	1522
33	Tripura	33203	32613	383
35	Uttar Pradesh	576832	551917	8224
36	West Bengal	539996	514309	9439
Total number of confirmed cases in India		7945975	7198877	119538

Designed & Developed by **SPICINDIA**