


Chandigarh's Fight Against COVID-19




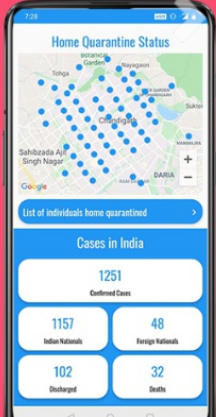

CHDCOVID Mobile App

Know about
Quarantine cases sector wise, Hospitals,
Flu Clinics and quarantine centres in
Chandigarh on map

Apply for **COVID-19** movement pass for
emergency and essential services

Scan QR code & download





Information for Foreign Returnees

List of Electricians / Plumbers / AC Mechanics for Providing Utility Services Across Various Zones in Chandigarh

Distribution of 3 months of Food Grains to Poor Families

Updated List of Chemist Shops for Home Delivery of Medicines



Donate to COVID-19 Relief Fund of UT Chandigarh.

Apply For Movement Pass



Updated List of Retail Grocery Shops for Home Delivery in Chandigarh

ISOLATION CENTERS SETUP

- » Government Medical College and Hospital (GMCH), Sector 32
- » Government Multi Speciality Hospital (GMSH), Sector 16
- » Post Graduate Institute of Medical Education & Research (PGIMER), Sector 12

OTHER DOCUMENTS

- » Helpline Numbers of States & Union Territories for COVID-19
- » Advisory - Social Distancing
- » Advisory for Hospitals and Medical Institutions
- » Latest Testing Guidelines of Indian Council of Medical Research (ICMR)
- » Guidelines for notifying COVID-19 affected persons by Private Institutions
- » Letter from Secretary, Dept of Higher Education/School Education regarding Digital / e-Learning
- » Updated Guidelines on Clinical Management of COVID-19



ABOUT COVID-19

Coronaviruses are a group of related viruses that cause diseases in mammals and birds. In humans, coronaviruses cause respiratory tract infections that can be mild, such as some cases of the common cold (among other possible causes, predominantly rhinoviruses), and others that can be lethal, such as SARS, MERS, and COVID-19. Symptoms in other species vary: in chickens, they cause an upper respiratory tract disease, while in cows and pigs they cause diarrhea. There are yet to be vaccines or antiviral drugs to prevent or treat human coronavirus infections.

Coronaviruses constitute the subfamily Orthocoronavirinae, in the family Coronaviridae, order Nidovirales, and realm Riboviria. They are enveloped viruses with a positive-sense single-stranded RNA genome and a nucleocapsid of helical symmetry. The genome size of coronaviruses ranges from approximately 27 to 34 kilobases, the largest among known RNA viruses. The name coronavirus is derived from the Latin corona, meaning & crown or & halo, which refers to the characteristic appearance reminiscent of a crown or a solar corona around the virions (virus particles) when viewed under two-dimensional transmission electron microscopy, due to the surface covering in club-shaped protein spikes. [Read More →](#)

Corona Stats For Chandigarh

Confirmed

19345

Recovered

18686

Deaths
314
Total Sampled
174395
Positive Cases
19345
Negative Cases
154176
Rejected Samples
874
Result Awaited
97

* Statistics sourced from Department of Health, Chandigarh

Home Quarantined : 50534

* Statistics sourced from Municipal Corporation, Chandigarh

Corona Stats For India

Confirmed
7945975
Recovered
7198877
Deaths
119538

Total Volunteer/Organization Registered

Individual volunteer
231
Organization
32

COVID19 STATEWISE STATUS (*including foreign nationals, as on 2020-12-25 08:00:00)

* Statistics sourced from The Ministry of Health and Family Welfare :-

S.No.	Name of State / UT	Total Confirmed cases *	Cured/Discharged/Migrated	Death
1	Andaman and Nicobar Islands	4901	4775	62
2	Andhra Pradesh	880075	869124	7089
3	Arunachal Pradesh	16678	16438	56
4	Assam	215775	211286	1033
5	Bihar	248351	241546	1371
6	Chandigarh	19309	18634	314
7	Chhattisgarh	272426	254024	3249
8	Dadra and Nagar Haveli and Daman and Diu	3367	3357	2
9	Delhi	620681	602388	10384
10	Goa	50454	48725	728
11	Gujarat	239195	224092	4262
12	Haryana	259745	251908	2854
13	Himachal Pradesh	53766	48186	899
14	Jammu and Kashmir	119344	113944	1860
15	Jharkhand	113786	111175	1016
16	Karnataka	913483	887815	12039
17	Kerala	726687	660445	2914
18	Ladakh	9341	8969	126
19	Lakshadweep	0	0	0
20	Madhya Pradesh	235369	221169	3524
21	Maharashtra	1909951	1804871	49058
22	Manipur	27876	26173	341
23	Meghalaya	13340	12922	135
24	Mizoram	4178	4024	8
25	Nagaland	11890	11508	77
26	Odisha	327542	322972	1850
27	Puducherry	37885	36892	629
28	Punjab	164505	154433	5260
29	Rajasthan	302709	288388	2650

30	Sikkim	5664	5119	125
S.No.	Name of State / UT	Total Confirmed cases *	Cured/Discharged/Migrated	Death
31	Tamil Nadu	811115	789862	12036
32	Telangana	284074	275708	1527
33	Tripura	33225	32657	384
35	Uttar Pradesh	578568	554202	8267
36	West Bengal	543214	518516	9505
Total number of confirmed cases in India		7945975	7198877	119538

Designed & Developed by **SPICINDIA**