

Chandigarh's Fight Against COVID-19

CHDCOVID Mobile App

Know about
Quarantine cases sector wise, Hospitals,
Flu Clinics and quarantine centres in
Chandigarh on map

**Apply for COVID-19 movement pass for
emergency and essential services**

**Scan QR code
& download**



NEW [Information for Foreign Returnees](#)

NEW [List of Electricians / Plumbers / AC Mechanics for Providing Utility Services Across Various Zones in Chandigarh](#)




NEW [Distribution of 3 months of Food Grains to Poor Families](#)

NEW [Updated List of Chemist Shops for Home Delivery of Medicines](#)








NEW [Donate to COVID-19 Relief Fund of UT Chandigarh.](#)

NEW [Apply For Movement Pass](#)

NEW [Updated List of Retail Grocery Shops for Home Delivery in Chandigarh](#)

-  Government Medical College and Hospital (GMCH), Sector 32
-  Government Multi Speciality Hospital (GMSH), Sector 16
-  Post Graduate Institute of Medical Education & Research (PGIMER), Sector 12

OTHER DOCUMENTS

-  [Helpline Numbers of States & Union Territories for COVID-19](#)
-  [Advisory - Social Distancing](#)
-  [Advisory for Hospitals and Medical Institutions](#)
-  [Latest Testing Guidelines of Indian Council of Medical Research \(ICMR\)](#)
-  [Guidelines for notifying COVID-19 affected persons by Private Institutions](#)
-  [Letter from Secretary, Dept of Higher Education/School Education regarding Digital / e-Learning](#)
-  [Updated Guidelines on Clinical Management of COVID-19](#)



ABOUT COVID-19

Coronaviruses are a group of related viruses that cause diseases in mammals and birds. In humans, coronaviruses cause respiratory tract infections that can be mild, such as some cases of the common cold (among other possible causes, predominantly rhinoviruses), and others that can be lethal, such as SARS, MERS, and COVID-19. Symptoms in other species vary: in chickens, they cause an upper respiratory tract disease, while in cows and pigs they cause diarrhea. There are yet to be vaccines or antiviral drugs to prevent or treat human coronavirus infections.

Coronaviruses constitute the subfamily Orthocoronavirinae, in the family Coronaviridae, order Nidovirales, and realm Riboviria. They are enveloped viruses with a positive-sense single-stranded RNA genome and a nucleocapsid of helical symmetry. The genome size of coronaviruses ranges from approximately 27 to 34 kilobases, the largest among known RNA viruses. The name coronavirus is derived from the Latin corona, meaning & crown or & halo, which refers to the characteristic appearance reminiscent of a crown or a solar corona around the virions (virus particles) when viewed under two-dimensional transmission electron microscopy, due to the surface covering in club-shaped protein spikes.

[Read More](#) 

Corona Stats For Chandigarh	
Confirmed	19345
Recovered	18686
Deaths	314
Total Sampled	174395
Positive Cases	19345
Negative Cases	154176
Rejected Samples	874
Result Awaited	97
* Statistics sourced from Department of Health, Chandigarh	
Home Quarantined : 50589	
* Statistics sourced from Municipal Corporation, Chandigarh	

Corona Stats For India

Confirmed
7945975
Recovered
7198877
Deaths
119538

Total Volunteer/Organization Registered

Individual volunteer
231
Organization
32

COVID19 STATEWISE STATUS (*including foreign nationals, as on 2020-12-26 08:00:00)

* Statistics sourced from The Ministry of Health and Family Welfare :-

S.No.	Name of State / UT	Total Confirmed cases *	Cured/Discharged/Migrated	Death
1	Andaman and Nicobar Islands	4912	4781	62
2	Andhra Pradesh	880430	869478	7091
3	Arunachal Pradesh	16678	16454	56
4	Assam	215836	211381	1033
5	Bihar	248945	242068	1373
6	Chandigarh	19345	18686	314
7	Chhattisgarh	273279	255257	3263
8	Dadra and Nagar Haveli and Daman and Diu	3370	3357	2
9	Delhi	621439	603758	10414
10	Goa	50534	48826	728
11	Gujarat	240105	225206	4268
12	Haryana	260153	252545	2858
13	Himachal Pradesh	54058	48809	902
14	Jammu and Kashmir	119628	114353	1861
15	Jharkhand	113954	111351	1016

S.No.	Name of State / UT	Total Confirmed cases *	Cured/Discharged/Migrated	Death
16	Karnataka	914488	888917	12044
17	Kerala	732084	664951	2930
18	Ladakh	9355	9020	126
19	Lakshadweep	0	0	0
20	Madhya Pradesh	236400	222403	3536
21	Maharashtra	1913382	1806298	49129
22	Manipur	27943	26247	344
23	Meghalaya	13369	12940	135
24	Mizoram	4178	4036	8
25	Nagaland	11895	11544	77
26	Odisha	327867	323378	1853
27	Puducherry	37914	36936	629
28	Punjab	164821	154845	5269
29	Rajasthan	303732	289375	2657
30	Sikkim	5684	5142	125
31	Tamil Nadu	812142	790965	12048
32	Telengana	284391	276244	1529
33	Tripura	33226	32672	385
35	Uttar Pradesh	579982	555544	8279
36	West Bengal	544755	520470	9536
Total number of confirmed cases in India		7945975	7198877	119538

