

Chandigarh's Fight Against COVID-19

CHDCOVID Mobile App

Know about
Quarantine cases sector wise, Hospitals,
Flu Clinics and quarantine centres in
Chandigarh on map

**Apply for COVID-19 movement pass for
emergency and essential services**

**Scan QR code
& download**



NEW [Information for Foreign Returnees](#)

NEW [List of Electricians / Plumbers / AC Mechanics for Providing Utility Services Across Various Zones in Chandigarh](#)




NEW [Distribution of 3 months of Food Grains to Poor Families](#)

NEW [Updated List of Chemist Shops for Home Delivery of Medicines](#)








NEW [Donate to COVID-19 Relief Fund of UT Chandigarh.](#)

NEW [Apply For Movement Pass](#)

NEW [Updated List of Retail Grocery Shops for Home Delivery in Chandigarh](#)

-  Government Medical College and Hospital (GMCH), Sector 32
-  Government Multi Speciality Hospital (GMSH), Sector 16
-  Post Graduate Institute of Medical Education & Research (PGIMER), Sector 12

OTHER DOCUMENTS

-  [Helpline Numbers of States & Union Territories for COVID-19](#)
-  [Advisory - Social Distancing](#)
-  [Advisory for Hospitals and Medical Institutions](#)
-  [Latest Testing Guidelines of Indian Council of Medical Research \(ICMR\)](#)
-  [Guidelines for notifying COVID-19 affected persons by Private Institutions](#)
-  [Letter from Secretary, Dept of Higher Education/School Education regarding Digital / e-Learning](#)
-  [Updated Guidelines on Clinical Management of COVID-19](#)



ABOUT COVID-19

Coronaviruses are a group of related viruses that cause diseases in mammals and birds. In humans, coronaviruses cause respiratory tract infections that can be mild, such as some cases of the common cold (among other possible causes, predominantly rhinoviruses), and others that can be lethal, such as SARS, MERS, and COVID-19. Symptoms in other species vary: in chickens, they cause an upper respiratory tract disease, while in cows and pigs they cause diarrhea. There are yet to be vaccines or antiviral drugs to prevent or treat human coronavirus infections.

Coronaviruses constitute the subfamily Orthocoronavirinae, in the family Coronaviridae, order Nidovirales, and realm Riboviria. They are enveloped viruses with a positive-sense single-stranded RNA genome and a nucleocapsid of helical symmetry. The genome size of coronaviruses ranges from approximately 27 to 34 kilobases, the largest among known RNA viruses. The name coronavirus is derived from the Latin corona, meaning & crown or & halo, which refers to the characteristic appearance reminiscent of a crown or a solar corona around the virions (virus particles) when viewed under two-dimensional transmission electron microscopy, due to the surface covering in club-shaped protein spikes.

[Read More](#) 

Confirmed
19615
Recovered
18937
Deaths
316
Total Sampled
178691
Positive Cases
19615
Negative Cases
158179
Rejected Samples
897
Result Awaited
110
* Statistics sourced from Department of Health, Chandigarh
Home Quarantined : 50819
* Statistics sourced from Municipal Corporation, Chandigarh

Corona Stats For India

Confirmed
7945975
Recovered
7198877
Deaths
119538

Total Volunteer/Organization Registered

Individual volunteer
231
Organization
32

COVID19 STATEWISE STATUS (*including foreign nationals, as on 2020-12-29 08:00:00)

* Statistics sourced from The Ministry of Health and Family Welfare :-

S.No.	Name of State / UT	Total Confirmed cases *	Cured/Discharged/ Migrated	Death
1	Andaman and Nicobar Islands	4929	4803	62
2	Andhra Pradesh	881273	870752	7098
3	Arunachal Pradesh	16696	16521	56
4	Assam	215997	211636	1038
5	Bihar	250390	244076	1386
6	Chandigarh	19551	18856	316
7	Chhattisgarh	276337	260056	3319
8	Dadra and Nagar Haveli and Daman and Diu	3374	3363	2
9	Delhi	623415	606644	10474
10	Goa	50772	49083	734
11	Gujarat	242655	228144	4288
12	Haryana	261258	254336	2882
13	Himachal Pradesh	54680	50079	921
14	Jammu and Kashmir	120293	115261	1875
15	Jharkhand	114420	111818	1020

S.No.	Name of State / UT	Total Confirmed cases *	Cured/Discharged/Migrated	Death
16	Karnataka	916909	892273	12070
17	Kerala	743563	676368	2990
18	Ladakh	9411	9088	126
19	Lakshadweep	0	0	0
20	Madhya Pradesh	239228	225782	3572
21	Maharashtra	1922048	1814449	49305
22	Manipur	28060	26478	348
23	Meghalaya	13379	13042	138
24	Mizoram	4190	4068	8
25	Nagaland	11911	11589	79
26	Odisha	328738	324392	1864
27	Puducherry	38028	37040	631
28	Punjab	165668	156342	5312
29	Rajasthan	306158	292739	2677
30	Sikkim	5845	5188	126
31	Tamil Nadu	815175	794228	12080
32	Telengana	285465	277931	1535
33	Tripura	33246	32721	385
35	Uttar Pradesh	582920	559888	8322
36	West Bengal	548471	525685	9625
Total number of confirmed cases in India		7945975	7198877	119538

