

Chandigarh's Fight Against COVID-19

CHDCOVID Mobile App

Know about
Quarantine cases sector wise, Hospitals,
Flu Clinics and quarantine centres in
Chandigarh on map

**Apply for COVID-19 movement pass for
emergency and essential services**

**Scan QR code
& download**



NEW [Information for Foreign Returnees](#)

NEW [List of Electricians / Plumbers / AC Mechanics for Providing Utility Services Across Various Zones in Chandigarh](#)




NEW [Distribution of 3 months of Food Grains to Poor Families](#)

NEW [Updated List of Chemist Shops for Home Delivery of Medicines](#)








NEW [Donate to COVID-19 Relief Fund of UT Chandigarh.](#)

NEW [Apply For Movement Pass](#)

NEW [Updated List of Retail Grocery Shops for Home Delivery in Chandigarh](#)

-  Government Medical College and Hospital (GMCH), Sector 32
-  Government Multi Speciality Hospital (GMSH), Sector 16
-  Post Graduate Institute of Medical Education & Research (PGIMER), Sector 12

OTHER DOCUMENTS

-  [Helpline Numbers of States & Union Territories for COVID-19](#)
-  [Advisory - Social Distancing](#)
-  [Advisory for Hospitals and Medical Institutions](#)
-  [Latest Testing Guidelines of Indian Council of Medical Research \(ICMR\)](#)
-  [Guidelines for notifying COVID-19 affected persons by Private Institutions](#)
-  [Letter from Secretary, Dept of Higher Education/School Education regarding Digital / e-Learning](#)
-  [Updated Guidelines on Clinical Management of COVID-19](#)



ABOUT COVID-19

Coronaviruses are a group of related viruses that cause diseases in mammals and birds. In humans, coronaviruses cause respiratory tract infections that can be mild, such as some cases of the common cold (among other possible causes, predominantly rhinoviruses), and others that can be lethal, such as SARS, MERS, and COVID-19. Symptoms in other species vary: in chickens, they cause an upper respiratory tract disease, while in cows and pigs they cause diarrhea. There are yet to be vaccines or antiviral drugs to prevent or treat human coronavirus infections.

Coronaviruses constitute the subfamily Orthocoronavirinae, in the family Coronaviridae, order Nidovirales, and realm Riboviria. They are enveloped viruses with a positive-sense single-stranded RNA genome and a nucleocapsid of helical symmetry. The genome size of coronaviruses ranges from approximately 27 to 34 kilobases, the largest among known RNA viruses. The name coronavirus is derived from the Latin corona, meaning & crown or & halo, which refers to the characteristic appearance reminiscent of a crown or a solar corona around the virions (virus particles) when viewed under two-dimensional transmission electron microscopy, due to the surface covering in club-shaped protein spikes.

[Read More](#) 

Confirmed
19682
Recovered
18967
Deaths
316
Total Sampled
180014
Positive Cases
19682
Negative Cases
159429
Rejected Samples
903
Result Awaited
115
* Statistics sourced from Department of Health, Chandigarh
Home Quarantined : 50915
* Statistics sourced from Municipal Corporation, Chandigarh

Corona Stats For India

Confirmed
7945975
Recovered
7198877
Deaths
119538

Total Volunteer/Organization Registered

Individual volunteer
231
Organization
32

COVID19 STATEWISE STATUS (*including foreign nationals, as on 2020-12-30 08:00:00)

* Statistics sourced from The Ministry of Health and Family Welfare :-

S.No.	Name of State / UT	Total Confirmed cases *	Cured/Discharged/ Migrated	Death
1	Andaman and Nicobar Islands	4936	4811	62
2	Andhra Pradesh	881599	871116	7100
3	Arunachal Pradesh	16709	16538	56
4	Assam	216063	211723	1040
5	Bihar	250928	244599	1389
6	Chandigarh	19615	18937	316
7	Chhattisgarh	277471	261663	3336
8	Dadra and Nagar Haveli and Daman and Diu	3375	3364	2
9	Delhi	624118	607494	10502
10	Goa	50884	49199	735
11	Gujarat	243459	229143	4295
12	Haryana	261672	254880	2892
13	Himachal Pradesh	54894	50631	925
14	Jammu and Kashmir	120527	115560	1879
15	Jharkhand	114650	112021	1025

S.No.	Name of State / UT	Total Confirmed cases *	Cured/Discharged/Migrated	Death
16	Karnataka	917571	893617	12074
17	Kerala	749450	681397	3014
18	Ladakh	9436	9100	127
19	Lakshadweep	0	0	0
20	Madhya Pradesh	240081	226904	3582
21	Maharashtra	1925066	1820021	49373
22	Manipur	28096	26521	353
23	Meghalaya	13387	13066	138
24	Mizoram	4199	4088	8
25	Nagaland	11917	11595	79
26	Odisha	329001	324775	1868
27	Puducherry	38070	37074	633
28	Punjab	165878	156719	5322
29	Rajasthan	306784	293888	2683
30	Sikkim	5864	5201	126
31	Tamil Nadu	816132	795293	12092
32	Telengana	285939	278523	1538
33	Tripura	33258	32735	385
35	Uttar Pradesh	583941	561257	8340
36	West Bengal	549715	527272	9655
Total number of confirmed cases in India		7945975	7198877	119538

