


Chandigarh's Fight Against COVID-19






CHDCOVID Mobile App

Know about
Quarantine cases sector wise, Hospitals,
Flu Clinics and quarantine centres in
Chandigarh on map

Apply for **COVID-19** movement pass for
emergency and essential services

Scan QR code & download





Information for Foreign Returnees

List of Electricians / Plumbers / AC Mechanics for Providing Utility Services Across Various Zones in Chandigarh

Distribution of 3 months of Food Grains to Poor Families

Updated List of Chemist Shops for Home Delivery of Medicines



Donate to COVID-19 Relief Fund of UT Chandigarh.

Apply For Movement Pass



Updated List of Retail Grocery Shops for Home Delivery in Chandigarh

ISOLATION CENTERS SETUP

- » Government Medical College and Hospital (GMCH), Sector 32
- » Government Multi Speciality Hospital (GMSH), Sector 16
- » Post Graduate Institute of Medical Education & Research (PGIMER), Sector 12

OTHER DOCUMENTS

- » Helpline Numbers of States & Union Territories for COVID-19
- » Advisory - Social Distancing
- » Advisory for Hospitals and Medical Institutions
- » Latest Testing Guidelines of Indian Council of Medical Research (ICMR)
- » Guidelines for notifying COVID-19 affected persons by Private Institutions
- » Letter from Secretary, Dept of Higher Education/School Education regarding Digital / e-Learning
- » Updated Guidelines on Clinical Management of COVID-19



ABOUT COVID-19

Coronaviruses are a group of related viruses that cause diseases in mammals and birds. In humans, coronaviruses cause respiratory tract infections that can be mild, such as some cases of the common cold (among other possible causes, predominantly rhinoviruses), and others that can be lethal, such as SARS, MERS, and COVID-19. Symptoms in other species vary: in chickens, they cause an upper respiratory tract disease, while in cows and pigs they cause diarrhea. There are yet to be vaccines or antiviral drugs to prevent or treat human coronavirus infections.

Coronaviruses constitute the subfamily Orthocoronavirinae, in the family Coronaviridae, order Nidovirales, and realm Riboviria. They are enveloped viruses with a positive-sense single-stranded RNA genome and a nucleocapsid of helical symmetry. The genome size of coronaviruses ranges from approximately 27 to 34 kilobases, the largest among known RNA viruses. The name coronavirus is derived from the Latin corona, meaning & crown or & halo, which refers to the characteristic appearance reminiscent of a crown or a solar corona around the virions (virus particles) when viewed under two-dimensional transmission electron microscopy, due to the surface covering in club-shaped protein spikes. [Read More →](#)

Corona Stats For Chandigarh

Confirmed

19748

Recovered

19045

Deaths
317
Total Sampled
181186
Positive Cases
19748
Negative Cases
160534
Rejected Samples
904
Result Awaited
97

* Statistics sourced from Department of Health, Chandigarh

Home Quarantined : 50990

* Statistics sourced from Municipal Corporation, Chandigarh

Corona Stats For India

Confirmed
7945975
Recovered
7198877
Deaths
119538

Total Volunteer/Organization Registered

Individual volunteer
231
Organization
32

COVID19 STATEWISE STATUS (*including foreign nationals, as on 2020-12-31 08:00:00)

* Statistics sourced from The Ministry of Health and Family Welfare :-

S.No.	Name of State / UT	Total Confirmed cases *	Cured/Discharged/Migrated	Death
1	Andaman and Nicobar Islands	4941	4820	62
2	Andhra Pradesh	881948	871588	7104
3	Arunachal Pradesh	16711	16549	56
4	Assam	216139	211838	1043
5	Bihar	251348	245156	1393
6	Chandigarh	19682	18967	316
7	Chhattisgarh	278540	263251	3350
8	Dadra and Nagar Haveli and Daman and Diu	3375	3364	2
9	Delhi	624795	608434	10523
10	Goa	50981	49313	737
11	Gujarat	244258	229977	4302
12	Haryana	262054	255356	2899
13	Himachal Pradesh	55114	51387	931
14	Jammu and Kashmir	120744	115830	1880
15	Jharkhand	114873	112206	1027
16	Karnataka	918544	894834	12081
17	Kerala	755718	687104	3042
18	Ladakh	9447	9132	127
19	Lakshadweep	0	0	0
20	Madhya Pradesh	240947	227965	3595
21	Maharashtra	1928603	1824934	49463
22	Manipur	28137	26601	354
23	Meghalaya	13408	13085	139
24	Mizoram	4204	4091	8
25	Nagaland	11921	11624	79
26	Odisha	329306	325103	1871
27	Puducherry	38096	37100	633
28	Punjab	166239	157043	5331
29	Rajasthan	307554	295030	2689

30	Sikkim	5877	5218	127
S.No.	Name of State / UT	Total Confirmed cases *	Cured/Discharged/Migrated	Death
31	Tamil Nadu	817077	796353	12109
32	Telangana	286354	278839	1541
33	Tripura	33264	32751	385
35	Uttar Pradesh	584966	562459	8352
36	West Bengal	550893	528829	9683
Total number of confirmed cases in India		7945975	7198877	119538

Designed & Developed by **SPICINDIA**