

Chandigarh's Fight Against COVID-19

CHDCOVID Mobile App

Know about
Quarantine cases sector wise, Hospitals,
Flu Clinics and quarantine centres in
Chandigarh on map

**Apply for COVID-19 movement pass for
emergency and essential services**

**Scan QR code
& download**



NEW [Information for Foreign Returnees](#)

NEW [List of Electricians / Plumbers / AC Mechanics for Providing Utility Services Across Various Zones in Chandigarh](#)




NEW [Distribution of 3 months of Food Grains to Poor Families](#)

NEW [Updated List of Chemist Shops for Home Delivery of Medicines](#)








NEW [Donate to COVID-19 Relief Fund of UT Chandigarh.](#)

NEW [Apply For Movement Pass](#)

NEW [Updated List of Retail Grocery Shops for Home Delivery in Chandigarh](#)

-  Government Medical College and Hospital (GMCH), Sector 32
-  Government Multi Speciality Hospital (GMSH), Sector 16
-  Post Graduate Institute of Medical Education & Research (PGIMER), Sector 12

OTHER DOCUMENTS

-  [Helpline Numbers of States & Union Territories for COVID-19](#)
-  [Advisory - Social Distancing](#)
-  [Advisory for Hospitals and Medical Institutions](#)
-  [Latest Testing Guidelines of Indian Council of Medical Research \(ICMR\)](#)
-  [Guidelines for notifying COVID-19 affected persons by Private Institutions](#)
-  [Letter from Secretary, Dept of Higher Education/School Education regarding Digital / e-Learning](#)
-  [Updated Guidelines on Clinical Management of COVID-19](#)



ABOUT COVID-19

Coronaviruses are a group of related viruses that cause diseases in mammals and birds. In humans, coronaviruses cause respiratory tract infections that can be mild, such as some cases of the common cold (among other possible causes, predominantly rhinoviruses), and others that can be lethal, such as SARS, MERS, and COVID-19. Symptoms in other species vary: in chickens, they cause an upper respiratory tract disease, while in cows and pigs they cause diarrhea. There are yet to be vaccines or antiviral drugs to prevent or treat human coronavirus infections.

Coronaviruses constitute the subfamily Orthocoronavirinae, in the family Coronaviridae, order Nidovirales, and realm Riboviria. They are enveloped viruses with a positive-sense single-stranded RNA genome and a nucleocapsid of helical symmetry. The genome size of coronaviruses ranges from approximately 27 to 34 kilobases, the largest among known RNA viruses. The name coronavirus is derived from the Latin corona, meaning & crown or & halo, which refers to the characteristic appearance reminiscent of a crown or a solar corona around the virions (virus particles) when viewed under two-dimensional transmission electron microscopy, due to the surface covering in club-shaped protein spikes.

[Read More](#) 

Confirmed
19936
Recovered
19348
Deaths
321
Total Sampled
184844
Positive Cases
19936
Negative Cases
163994
Rejected Samples
914
Result Awaited
75
* Statistics sourced from Department of Health, Chandigarh
Home Quarantined : 51073
* Statistics sourced from Municipal Corporation, Chandigarh

Corona Stats For India

Confirmed
7945975
Recovered
7198877
Deaths
119538

Total Volunteer/Organization Registered

Individual volunteer
231
Organization
32

COVID19 STATEWISE STATUS (*including foreign nationals, as on 2021-01-02 08:00:00)

* Statistics sourced from The Ministry of Health and Family Welfare :-

S.No.	Name of State / UT	Total Confirmed cases *	Cured/Discharged/Migrated	Death
1	Andaman and Nicobar Islands	4946	4830	62
2	Andhra Pradesh	882612	872266	7108
3	Arunachal Pradesh	16719	16566	56
4	Assam	216251	211992	1049
5	Bihar	252219	245874	1400
6	Chandigarh	19799	19109	318
7	Chhattisgarh	280507	265788	3375
8	Dadra and Nagar Haveli and Daman and Diu	3378	3365	2
9	Delhi	625954	610039	10557
10	Goa	51135	49466	739
11	Gujarat	245772	231800	4309
12	Haryana	262611	256386	2911
13	Himachal Pradesh	55470	52140	936
14	Jammu and Kashmir	121227	116327	1884
15	Jharkhand	115241	112529	1030

S.No.	Name of State / UT	Total Confirmed cases *	Cured/Discharged/Migrated	Death
16	Karnataka	920373	897200	12096
17	Kerala	765924	697591	3095
18	Ladakh	9525	9153	127
19	Lakshadweep	0	0	0
20	Madhya Pradesh	242571	229731	3618
21	Maharashtra	1935636	1832825	49580
22	Manipur	28206	26742	356
23	Meghalaya	13445	13142	139
24	Mizoram	4219	4100	8
25	Nagaland	11929	11659	79
26	Odisha	329866	325733	1876
27	Puducherry	38164	37165	633
28	Punjab	166770	157904	5349
29	Rajasthan	308852	296929	2700
30	Sikkim	5900	5238	128
31	Tamil Nadu	818935	798420	12135
32	Telengana	287108	279991	1546
33	Tripura	33276	32795	385
35	Uttar Pradesh	586751	564541	8379
36	West Bengal	553216	531862	9738
Total number of confirmed cases in India		7945975	7198877	119538

